

From: bc_prezmessage <bc_prezmessage@listserv.bakersfieldcollege.edu> **On Behalf Of** Sonya Christian
Sent: Wednesday, April 29, 2020 9:37 PM
To: bc_prezmessage <bc_prezmessage@listserv.bakersfieldcollege.edu>
Subject: Renegade Roundup..... Covid-19 Advisory April 29

Renegade Roundup



COVID19 Advisory – April 29 Update

April 29, 2020

Dear Colleagues:

Governor Newsom unveiled four stages of modifications to California’s stay-at-home order during his daily briefing yesterday, April 28. With education being addressed in the second stage, Newsom signaled that we should anticipate a reopening in a matter of weeks not months.

If Newsom lifts the stay-at-home order in the next two weeks, the emerging plan for BC is sketched below. This tentative plan will evolve and change as the state content changes, the Kern County context changes, and as we receive feedback from all of you.

Preliminary outline for Summer 2020 if stay-at-home is lifted:

Contingent upon Newsom’s announcement of a stage two modification to the order, BC’s tentative reopening timeline for summer 2020 is as follows:

| Target & Timeline | Areas Affected |
|---|--|
| <p>Wave 1: Partial Physical Reopening for Essential Spring 2020 Instructional Activities</p> <p>Tentative Date: Mid-May (May 18) if stay-at-home is lifted</p> | <p>Instruction: Hard-to-convert courses will complete spring 2020 classes</p> <p>Essential Offices: Those staff required for the physical campus partial reopening will stagger schedules (eg. Public Safety, M&O, select faculty)</p> <p>Non-Essential Offices: Staff not required for the physical campus incremental reopening will continue remote work</p> |

Wave 2: Flexible Physical Reopening for Summer Instructional and Support Activities

Tentative Date:
June 1-August 21

Instruction:

Summer courses will be primarily (~97%) online with only hard-to-convert courses delivered face-to-face.

Offices, including direct student and staff support offices:

Most employees still working remotely.

Those who need to come to campus will plan staggered schedules with their co-workers.

If you are physically present on campus there will be a public health protocol in place.

Protocol: A Shared Responsibility for BC's Public Health (this document is being drafted by a team. Version 1 will be discussed at the 4/30 College Council meeting)

- Minimum of 6 ft physical distancing
- Face coverings while on campus
- Hand washing before entry to and upon exit from classrooms
- Hand washing before and after equipment use
- Sanitizing equipment before and after use

Preliminary thinking for Fall 2020 if stay-at-home is lifted:

Campus-Wide Protocols: BC will maintain its Public Health Protocol moving into fall 2020 as a shared responsibility among the individual, the office/department, and the institution. There will be no large gatherings. Stay tuned for more details as they are developed. You can always check the College Council website for draft documents that are presented for discussion and feedback from College Council <https://committees.kccd.edu/bc/committee/collegecouncil>

Talking about College Council, here are some excerpts from a presentation made by Vice President Billie Jo Rice and Bill Moseley to the 4/27 College Council meeting about Flexible scheduling.

To minimize the number of people on campus, BC will offer three types of distance education courses:

BC Online - Scheduled - These courses will be fully online, and will include both participation in Canvas as well as mandatory scheduled, online meeting times using Zoom.

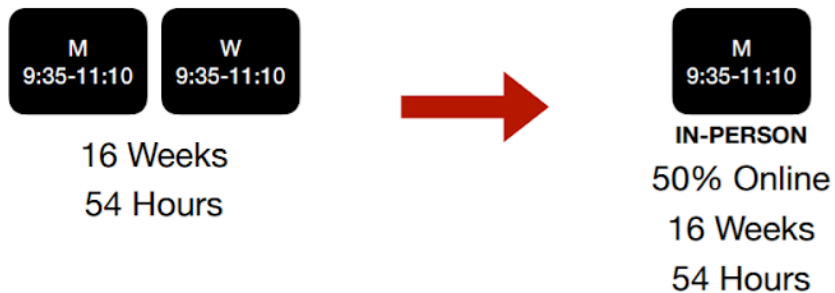
BC Online - Flexible - These courses will be fully online, and most learning will take place in Canvas and other platforms that are flexible based on the student schedule.

Hybrid Courses - These courses will be partially online, but will also include some mandatory scheduled, in person meetings.

Several hybrid options are emerging.

Hybrid Option #1: Traditional Hybrid Scheduling

Hybrid - Traditional Model



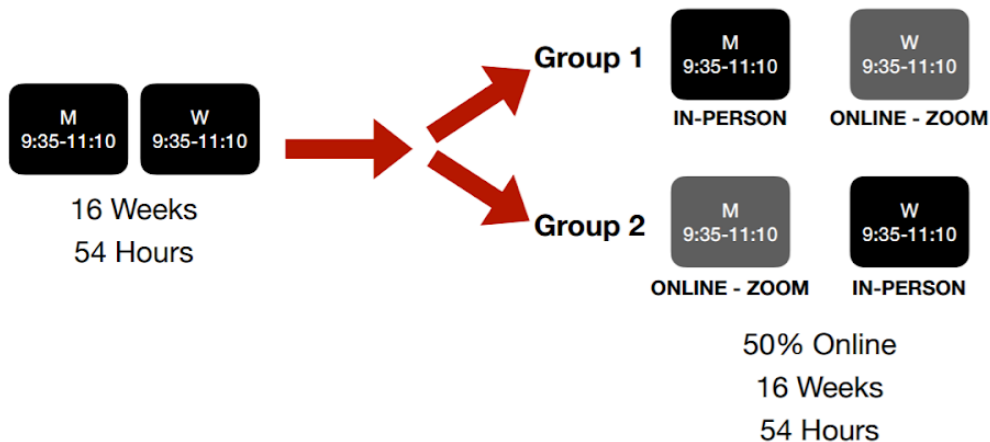
Hybrid Option #2: 8-Week Scheduling

Hybrid - 8 Week Pattern



Hybrid Option #3: 16-Week Staggered Pattern

Hybrid - 16 Week Staggered Pattern



Dashboard Updates

Yesterday, April 28 at 11a.m. PST, the United States surpassed 1 million confirmed cases.

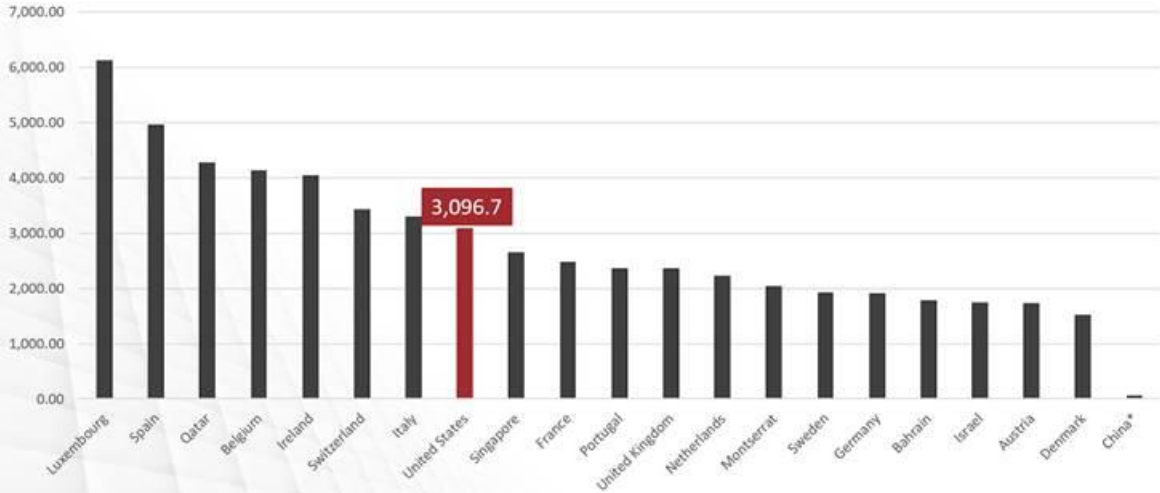
As of today April 29, 2020 at 12:30 p.m., the [Johns Hopkins University Dashboard](#) shows 3,173,036 confirmed COVID-19 cases worldwide, 1,030,487 in the United States, and 46,507 in California. Kern County Public Health has announced 875 confirmed cases in Kern County. Kern County also confirmed its 6th COVID-19 related death.

Here is the table that captures the difference in the numbers from the last time I published a Renegade Roundup.

| | April 27 | April 29 | Difference | Percentage |
|-------------------|-----------|-----------|------------|------------|
| World | 3,002,303 | 3,173,036 | 170,733 | 5.7% |
| U.S. | 972,969 | 1,030,487 | 57,518 | 5.9% |
| California | 43,801 | 46,507 | 2,706 | 6.2% |
| Kern | 837 | 875 | 38 | 4.5% |

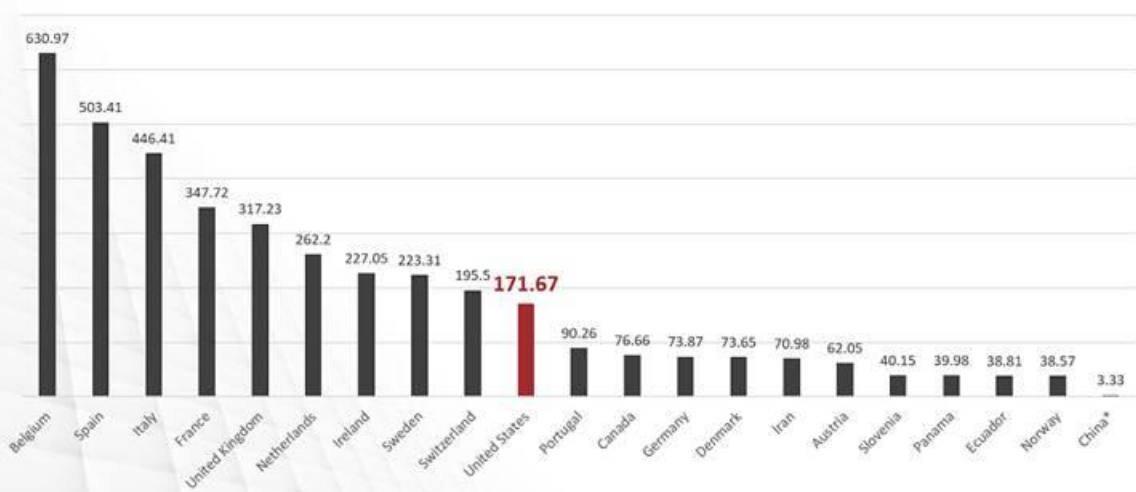
While the total number of confirmed cases and deaths in the U.S. far exceed any other country in the world, evaluating confirmed cases and deaths per one million population indicates the U.S. ranks lower.

COVID-19 Confirmed Cases by Country (Per one million population)



*China is 100 place in the world.
Source: <https://www.realclearpolitics.com/coronavirus/>

COVID-19 Deaths by Country (Per one million population)



*China is 72nd place in the world.
Source: <https://www.statista.com/statistics/1104709/coronavirus-deaths-worldwide-per-million-inhabitants/>

Below are two tables capturing the change in projections in the [IHME Dashboard](#). The dashboard updated its projections April 28, 2020 upward to indicate an overall increase in COVID-19 related deaths from its last update about a week ago. These tables serve as a reminder of the importance of maintaining our vigilance in following the guidelines to keep the curve flat.

| UNITED STATES | | | |
|---|-------------------------------|-----------------------------|-------------------------------|
| 14 Days Since Projected Peak of April 15, 2020 | | | |
| | Deaths per Day at Peak | Total Deaths at Peak | Total Deaths on May 15 |
| April 20 Projection | 2,281 | 28,302 | 59,775 |
| April 28 Update | 2,694 | 31,793 | 70,095 |
| Difference | 413 | 3,491 | 10,320 |
| Change | 18.1% | 12.3% | 17.3% |

| CALIFORNIA | | | |
|--|-------------------------------|-----------------------------|-------------------------------|
| 7 Days Since Updated Projected Peak of April 22 | | | |
| | Deaths per Day at Peak | Total Deaths at Peak | Total Deaths on May 15 |
| April 20 Projection | 96 | 957 | 1,658 |
| April 28 Update | 139 | 1,421 | 2,035 |
| Difference | 43 | 464 | 377 |
| Change | 44.8% | 48.5% | 22.7% |

That's all for now.
Until next time.

With much Renegade Pride and Collegiality,
sonya

[See all issues of Renegade Roundup online](#)