



# Public Safety Pathways

PREPARED BY:

BRENT BARTON

DOMINICA RIVERA

KALINA HILL

TOMMY TUNSON

RICHARD MCCROW

# PSP Coaching Team Lead Roles

- ▶ Dean
  - ▶ Provide leadership for Guided Pathway Coaching Team
  - ▶ Facilitate momentum point attainment
- ▶ Director Public Safety Programs
  - ▶ Provide needed prompts for team action
  - ▶ Coordinate activities with industry partners
  - ▶ Ensures faculty participation
- ▶ Faculty Lead
  - ▶ Utilizing Data to support the goals of the pathway
  - ▶ Serves as the point-of-contact for faculty and administration
  - ▶ Facilitates team activities and discussions

# PSP Coaching Team Roles and Activities

## Team meetings

- ▶ Full team meets monthly
- ▶ Leadership team meets bi-weekly (Dean, Director, and Lead Faculty)
- ▶ Full team
  - ▶ Dean
  - ▶ Director, Public Safety Programs
  - ▶ Lead Faculty
  - ▶ Education Advisor (Data Coach)
  - ▶ Counselor
  - ▶ Data coach
  - ▶ Administrative support
  - ▶ Faculty program reps

# Our Students: Data

- ▶ Utilizing Data to support the goals of the pathway
- ▶ Tools that we have for collecting data:
  - ▶ Cognos
  - ▶ Starfish
  - ▶ Sharepoint
  - ▶ Tableau

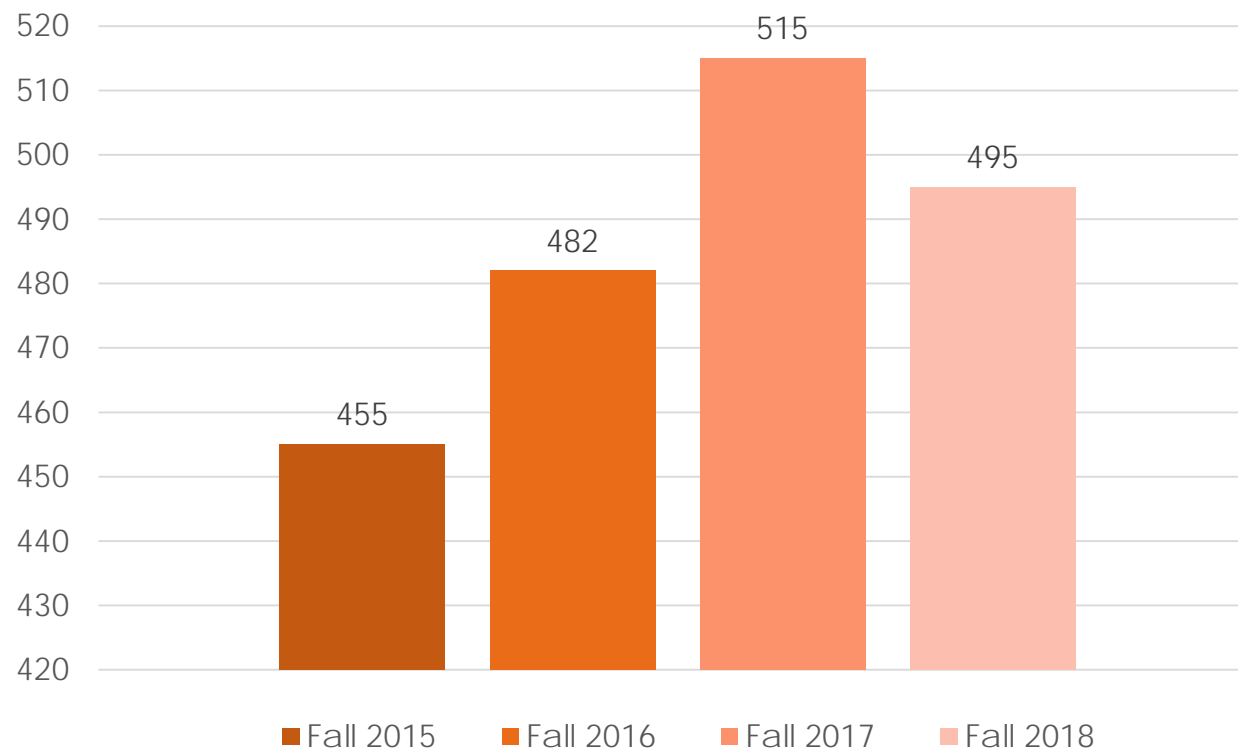


- ▶ 8 Associate of Arts degrees
  - ▶ 3920 enrollments
- ▶ 8 Associate of Science degrees
  - ▶ 1,903 enrollments
- ▶ 5 Certificate programs
  - ▶ 527 enrollments

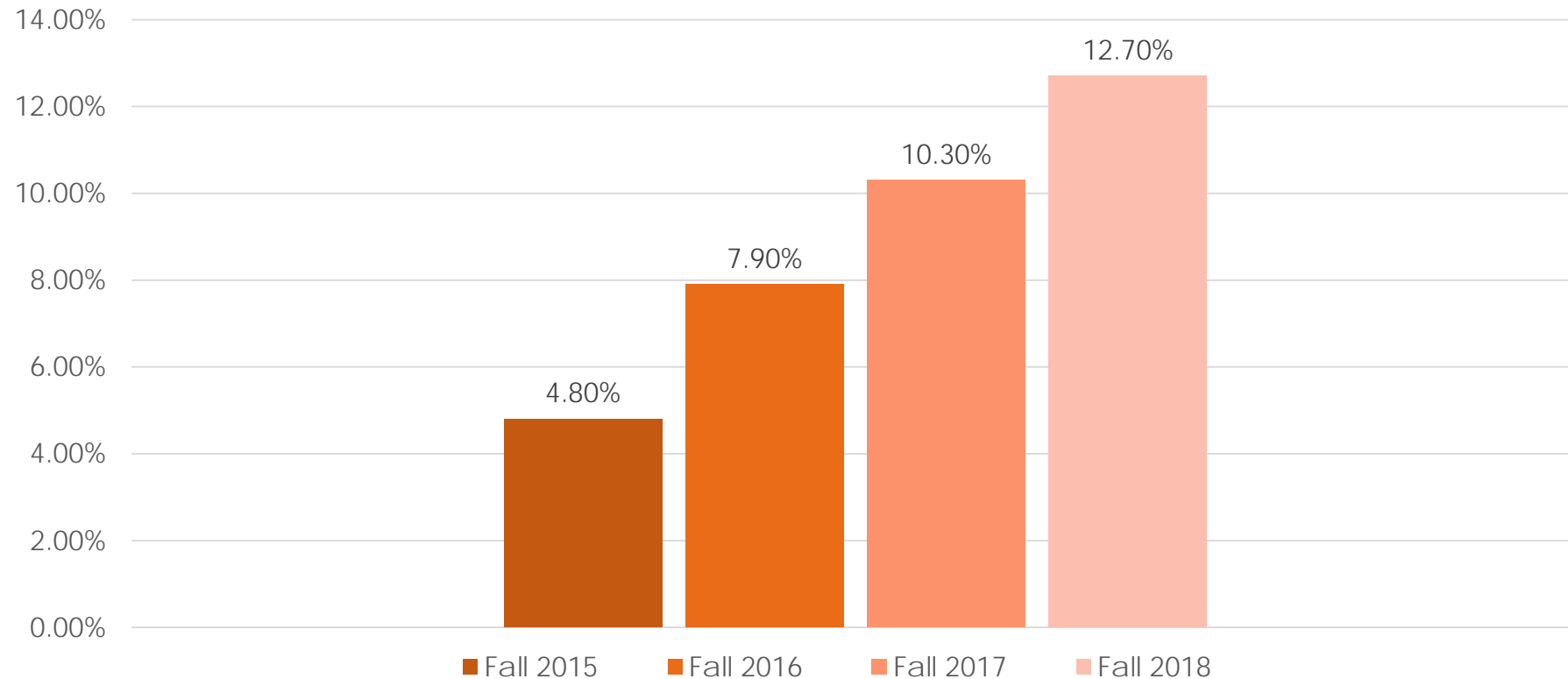
BC Public Safety Students Enrolled on Census by Academic Year

	2015/16	2016/17	2017/18
<b>AA Programs</b>			
Fire Technology AA-CSU	162	150	218
Fire Technology AA-GE	266	349	479
Fire Technology AA-IGETC	40	40	44
Correctional Admin AA-CSU	41	75	82
Correctional Admin AA-GE	63	98	107
Criminal Justice AA-CSU	1867	1771	1487
Criminal Justice AA-GE	1112	1274	1242
Criminal Justice AA-IGETC	286	331	261
<b>AA Programs Total</b>	<b>3837</b>	<b>4088</b>	<b>3920</b>
<b>AS Programs</b>			
Admin of Justice AS-T-CSU	272	687	1373
Admin of Justice AS-T-IGETC	2	64	131
Fire Technology AS-CSU	89	116	85
Fire Technology AS-GE	129	245	135
Paramedic Program AS-CSU	0	12	29
Paramedic Program AS-GE	0	20	57
Wildland Fire Tech AS-CSU	22	22	34
Wildland Fire Tech AS-GE	55	165	59
<b>AS Programs Total</b>	<b>569</b>	<b>1331</b>	<b>1903</b>
<b>Certificate Programs</b>			
Chief Officer Crtfctn-Cert	8	19	18
Emergency Medical Tech 1-JSC	285	384	301
Fire Technology-Cert	115	125	110
Paramedic Program Cert	0	11	38
Wildland Firefighting-JSC	3	28	60
<b>Certificate Programs Total</b>	<b>411</b>	<b>567</b>	<b>527</b>
<b>Enrollments Total</b>	<b>4,817</b>	<b>5,986</b>	<b>6,350</b>

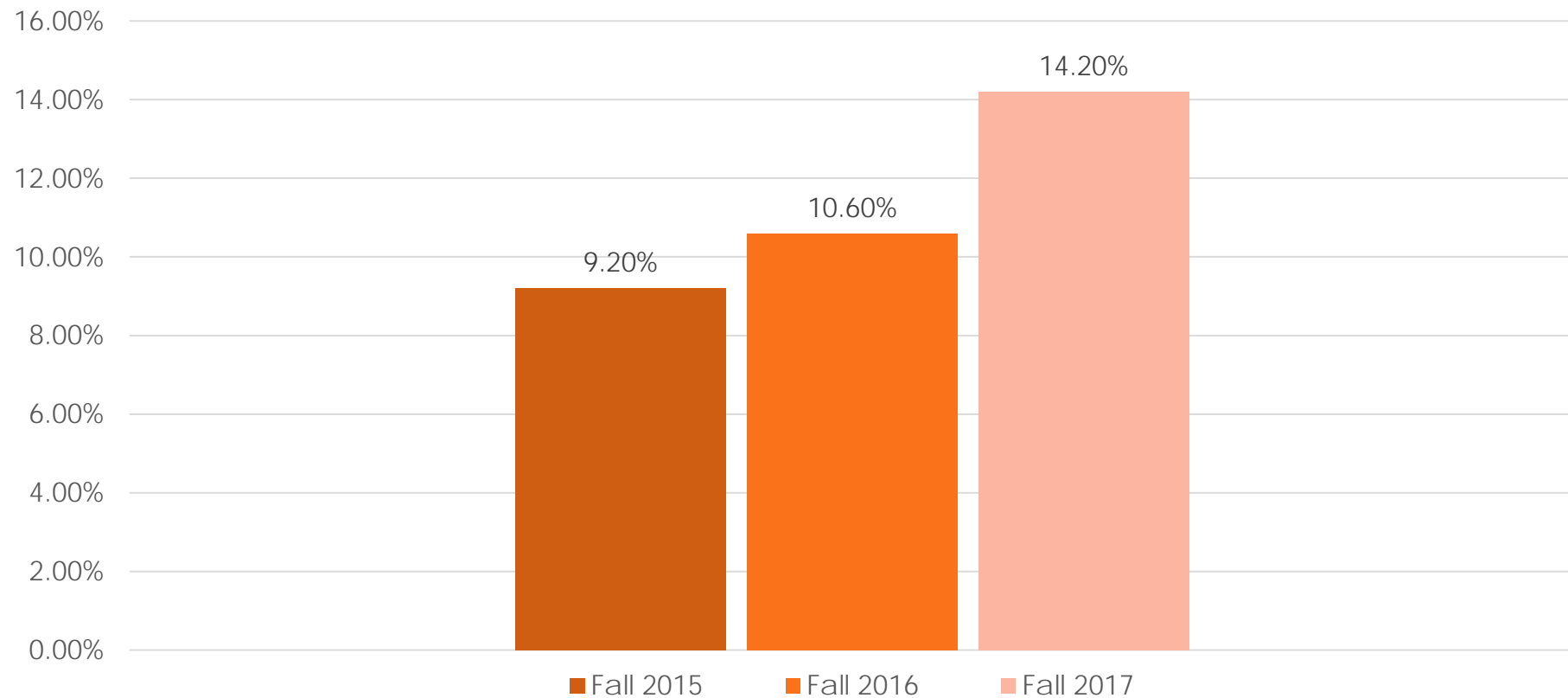
# First-Time Students Public Safety Pathway



# First-Time Students attempting 15+ units in First Term

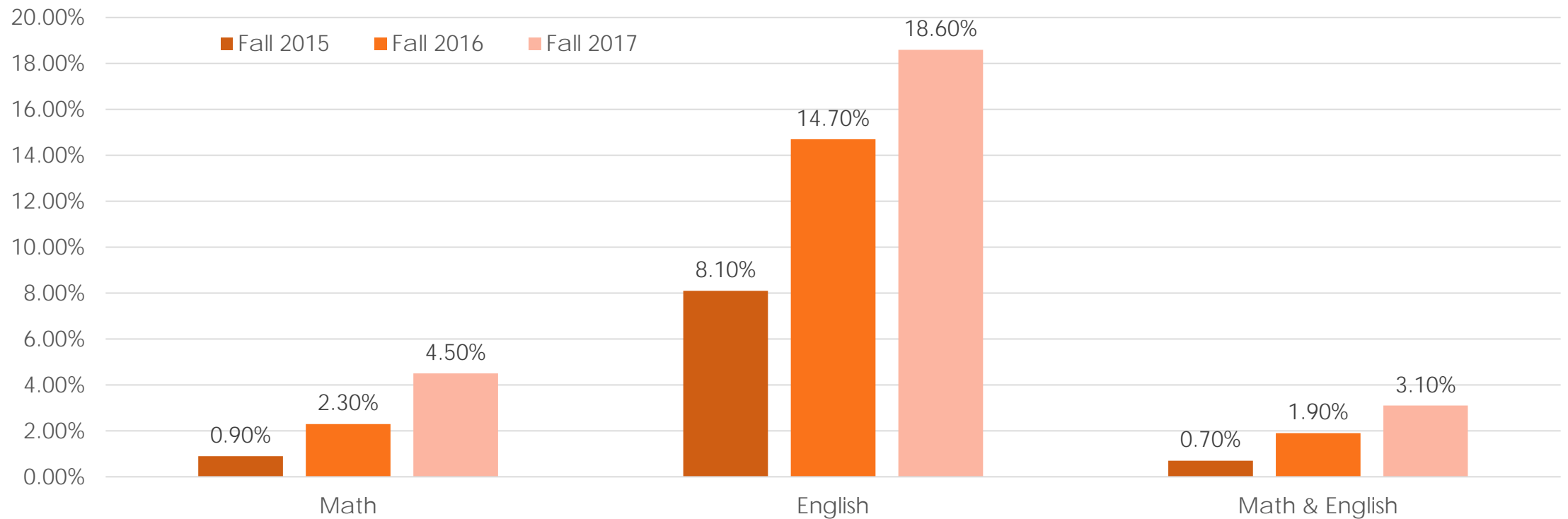


# First-Time Students Attempting 30+ units in First Year

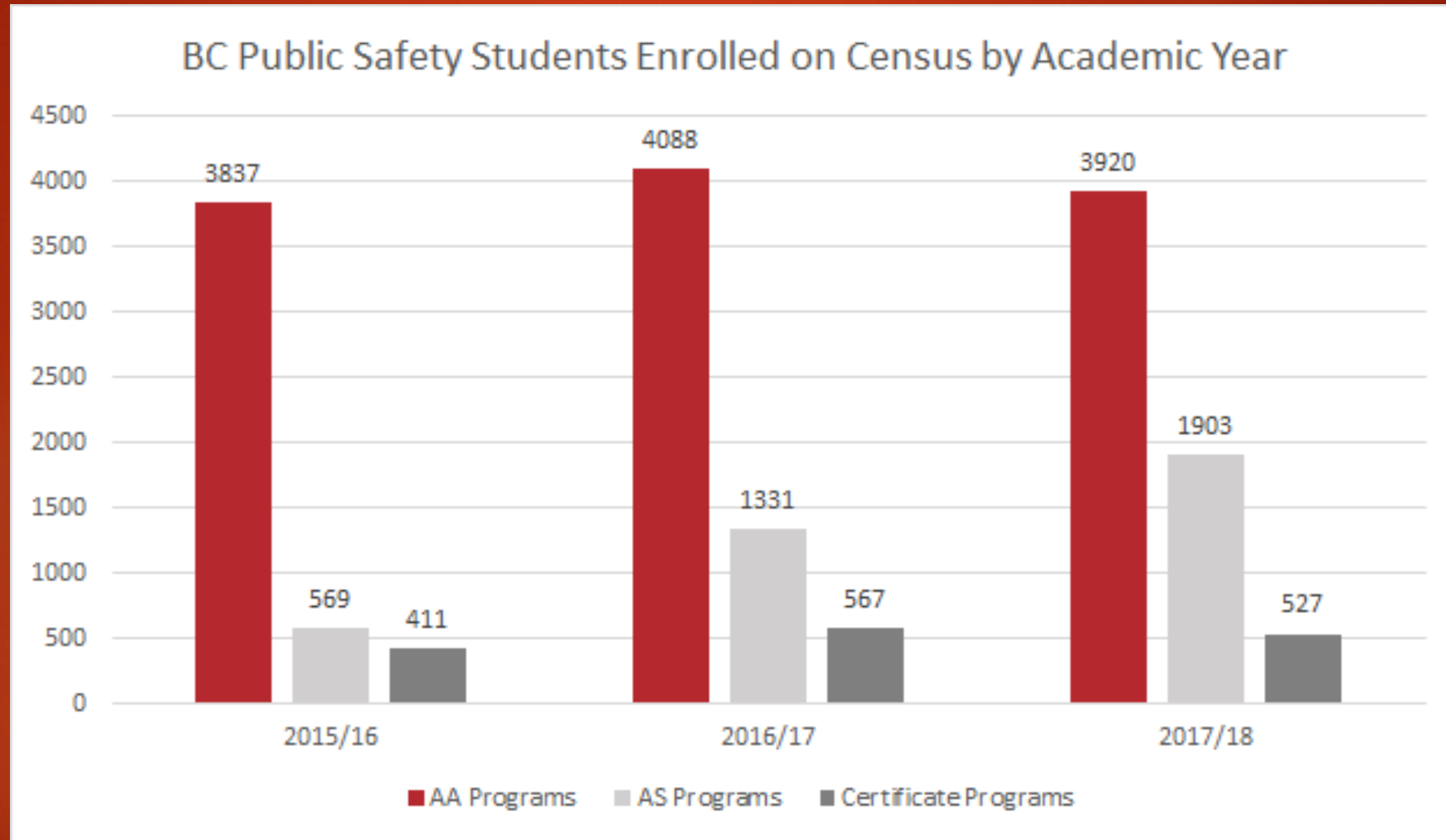




# First-Time Students Completing Transfer-Level Math and English

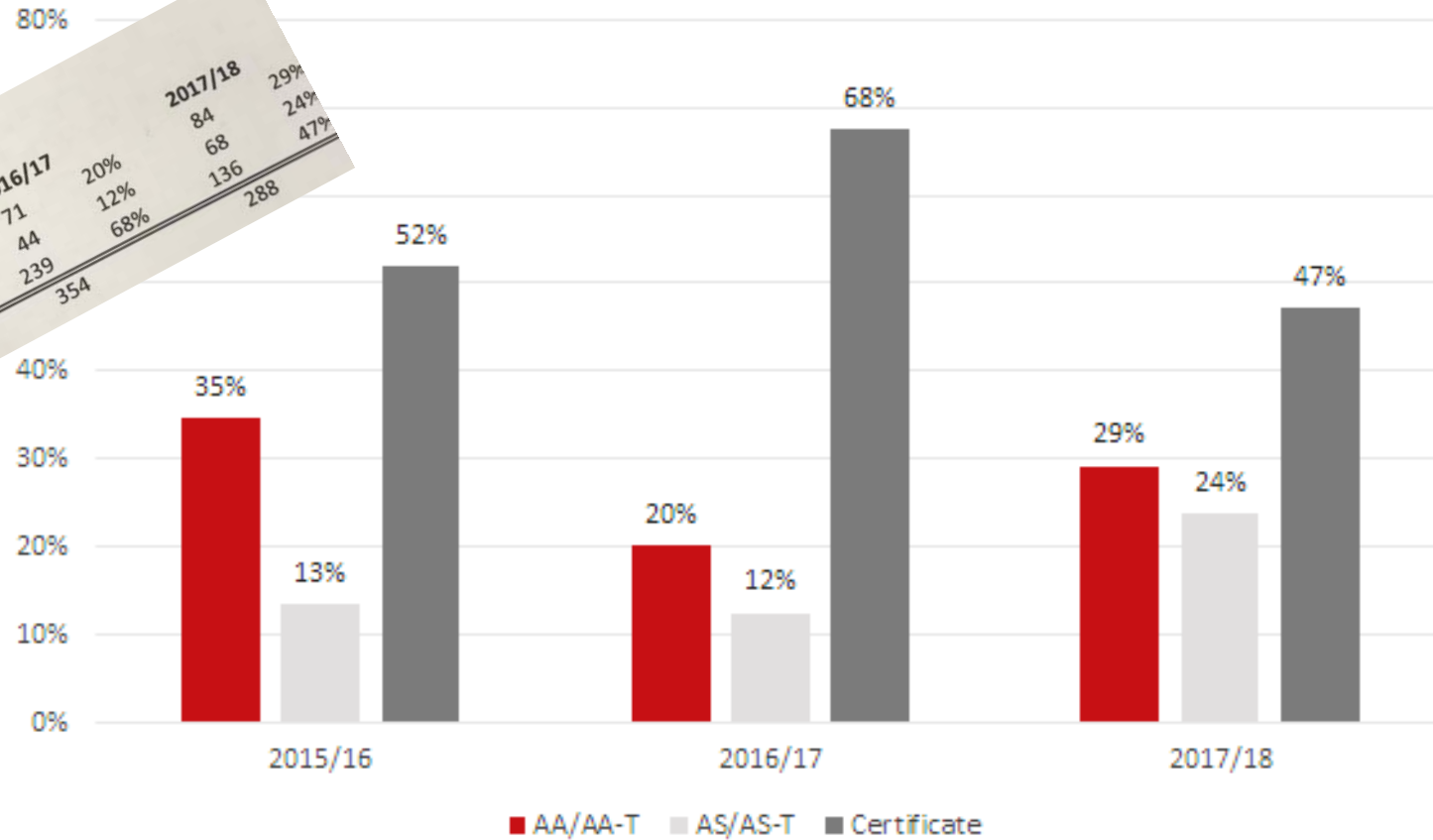


## BC Public Safety Students Enrolled on Census by Academic Year



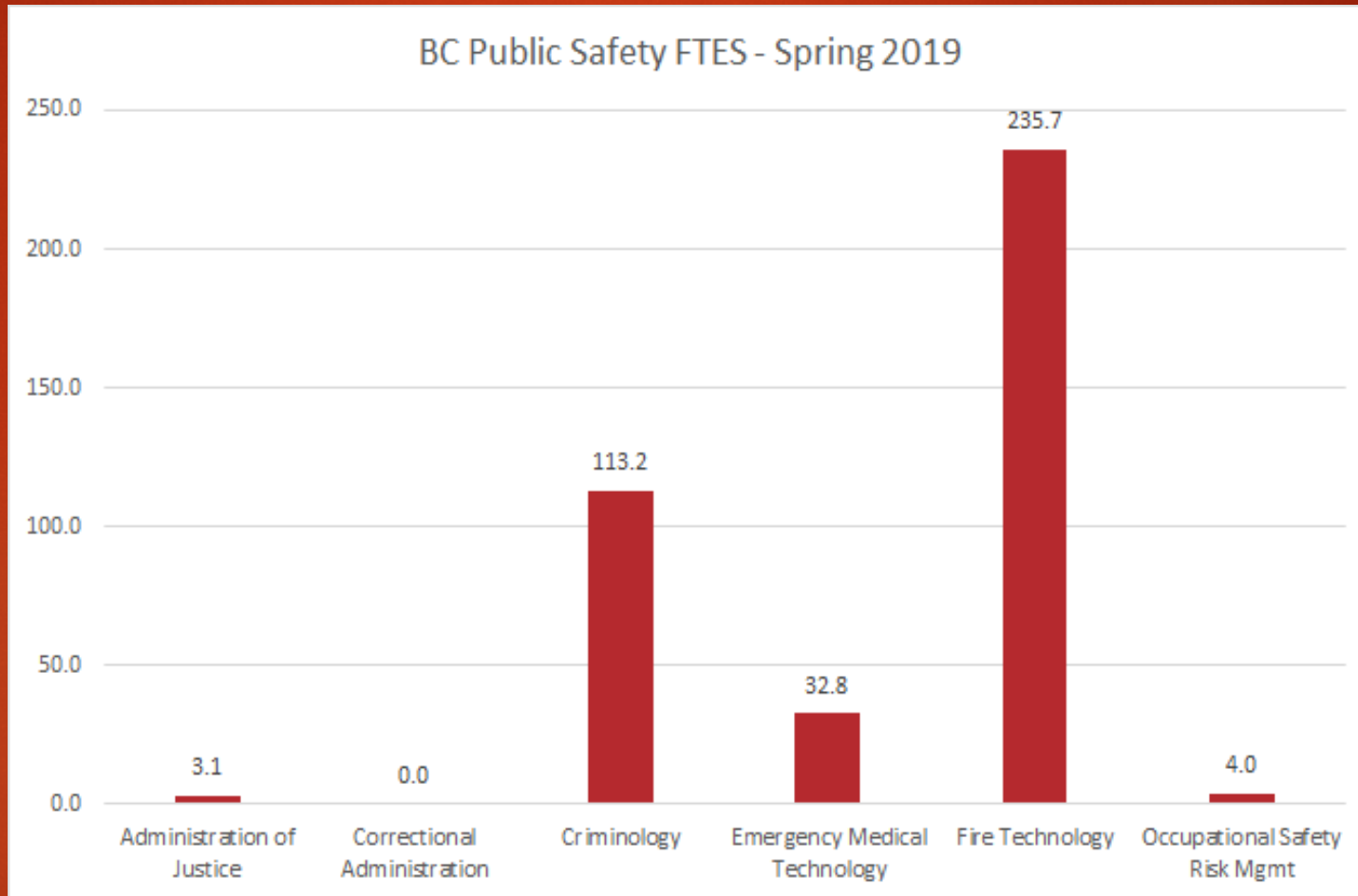
# Completion Degrees and Certificates

BC Public Safety LCP Awards by Academic Year



BC Public Safety LCP Awards by Academic Year			
	2015/16	2016/17	2017/18
AA/AA-T	62	71	84
AS/AS-T	24	44	68
Certificate	93	239	136
<b>Total Awards</b>	<b>179</b>	<b>354</b>	<b>288</b>

# BC Public Safety FTES - Spring 2019





## Planned pathway enhancements 2019

- Establish pre-academy workshops for all pathways
- Increase participation with Inmate Education, Dual Enrollment, and Rural Initiative
- Expand operations in Delano
- Improve marketing to feeder high schools
- Leverage high school efforts with Get Focus/Stay Focus (STDV B3)



<b>All Numbers for PS by Campus</b>	<b>2015-16</b>	<b>2016-17</b>	<b>2017-18</b>	<b>2018-19</b>
BC Dual Enrollment	11	15	20	4
BC Inmate Scholars	3	3	4	0
BC Main Campus	167	192	216	181
BC Rural North Kern Area Campuses	12	15	15	7
BC Online - Hybrid - Distance Education	21	24	27	39
BC Southwest Campus	0	0	2	9
<b>Total</b>	<b>214</b>	<b>249</b>	<b>284</b>	<b>240</b>



## CAREER PATH REPORTS

The Career Interest Survey and decision-making rubric activities contain a wealth of information regarding students education and career aspirations.

- ★ **All Careers:** Details the job title, associated career cluster, and education level required for all of the careers students researched.
- ★ **Chosen Career:** Details the job title, associated career cluster, and education level required for the career path chosen by each student.
- ★ **Chosen STEM Careers:** Filters the Chosen Career report to include only chosen careers within the STEM career cluster.
- ★ **Skills Needed:** Compiles information from the Skills Inventory, providing a list of the skills related to students' chosen career paths that are identified as necessary for

- Realistic understanding of the education/training required by their career
- Understanding of the realities of the workplace
- Realistic understanding of the education/training required by their career

### CHOSEN CAREER REPORT - Summary

Qty.	Career Cluster
0	No career cluster selected
12	Agriculture, Food, & Natural Resources
8	Architecture & Construction
33	Arts, Audio/Video Technology, & Communications
41	Business Management & Administration
27	Education & Training
14	Finance
9	Government & Public Administration
67	Health Science
16	Hospitality & Tourism
9	Human Services
38	Information Technology
20	Law, Public Safety, Corrections, & Security
11	Manufacturing
7	Marketing
24	Science, Technology, Engineering, & Mathematics
13	Transportation, Distribution, & Logistics

### Job Title

Agricultural Engineer  
Wildlife Biologist  
Food Sci

### Career Cluster

Agriculture, Food, & N





QUESTIONS?