

# **BAKERSFIELD COLLEGE ALL CAMPUS BUDGET FORUM**

**APRIL 26, 2021**

**PRESENTED BY**

**SONYA CHRISTIAN, PRESIDENT AND NEXT KCCCD CHANCELLOR  
MIKE GIACOMINI, VICE PRESIDENT, FINANCE AND ADMINISTRATIVE SERVICES  
STEVEN HOLMES, ACADEMIC SENATE PRESIDENT  
TERESA McALLISTER, BUDGET COMMITTEE FACULTY CO-CHAIR**

# TOPICS OF DISCUSSION

- President
  - State of the College
  - What to Expect in FY2021-22
- Faculty and Budget Committee Co-Chair
  - Budget Committee Work
  - Spring Registration
- Vice President, Finance and Administrative Services
  - State of California – Budget Talk
  - COVID-19 Relief Efforts
  - Categoricals
  - 50% Ratio
  - College Reserves
- Academic Senate President
  - FTES P2 Report
  - FON

# THE STATE OF THE COLLEGE



**Sonya Christian**  
President and next KCCD Chancellor

# BUDGET COMMITTEE WORK



**Teresa Mcallister**  
Budget Committee Faculty Co-Chair

# BC SPRING 2020/2021 COMPARISON



[Click Here to Filter Data](#)

**KCCD Enrollment Update Comparison**  
**Spring 2021 vs Spring 2020: 04/26/2021 vs 04/28/2020**  
 Hover over info icons for instructions and definitions.



College		Spring 2020	Spring 2021	Difference	% Difference
BC	Section Count	2,493.0	2,385.0	-108.0	-4.3
	Current Enrollments	57,370.0	53,095.0	-4,275.0	-7.5
	Postcensus Withdrawals	10,128	7,154	-2,974	-29
	Census Enrollments	56,733	60,212	3,479	6
	Earned FTES	7,888.1	7,444.7	-443.3	-5.6
	Unique Headcount	24,142.0	21,852.0	-2,290.0	-9.5
	Waitlist Count	0.0	0.0	0.0	
	Workload	510.2	480.3	-30.0	-5.9
	FTES/FTEF	15.5	15.5	0.0	0.3

# ALL CAMPUS BUDGET FORUM



**Mike Giacomini**  
Vice President,  
Finance and Administrative Services

# **FY2021-2022 BUDGET ITEMS OF NOTE**

- Fund 0.5% enrollment growth
- Provide 1.5% cost-of-living adjustment (COLA) for Student Centered Funding Formula and certain categorical programs
- Pays down the deferrals for community colleges from \$1.45 billion to \$326.5 million
- Ongoing expansion of California Apprenticeship Initiative by \$15 million
- \$130 million to address students' basic needs (housing/food insecurity, and mental services)
- PERS increase from 20.7% to 23.0%; STRS buydown decreases from 16.15% to 15.92%
- Hold Harmless extended through 2023-24
- Funding for deferred maintenance was reduced significantly again this year.
- One-time \$250M for emergency student financial assistance grants and one-time \$20M for retention and re-enrollment strategies.

# COVID-19 RELIEF FUNDS

Higher Education Emergency Relief Funds Comparison Chart

Item	HEERF I Funds The Coronavirus Aid, Relief, and Economic Security Act (CARES Act)	HEERF II Funds The Coronavirus Response and Relief Supplemental Appropriations Act (CRRSA Act)	HEERF III Funds The American Rescue Plan (ARP)
Total HEERF Funds	\$2.2 trillion	\$81.88 billion	\$1.9 trillion
Higher Ed Funds	\$14 billion	\$23 billion	\$40 billion
CCC Portion	\$579.6 million	\$1.3 trillion	\$2.3 billion
KCCCD Portion	\$18.06 million	\$40.06 million	\$66.642 million
BC Portion	\$15.1 million	\$30.39 million	\$50.541 million
Required Student Spending	<ul style="list-style-type: none"> <li>50% of an institution's allotment must go to emergency financial aid grants to students</li> </ul>	<ul style="list-style-type: none"> <li>Requires institutions to spend the same dollar amount on student grants as they were required to spend under the CARES Act</li> </ul>	<ul style="list-style-type: none"> <li>At least 50% of an institution's total allotment must go to student grants</li> </ul>
Funding Breakdown	<ul style="list-style-type: none"> <li>\$1 billion to minority-serving institutions</li> <li>\$350 million to help colleges most affected by the crisis</li> </ul>	<ul style="list-style-type: none"> <li>\$1.7 billion to minority-serving institutions</li> <li>\$113.5 million for institutions with the greatest unmet need related to the pandemic through FIPSE</li> </ul>	<ul style="list-style-type: none"> <li>\$36 billion for public and private non-profits</li> <li>\$3 billion for MSI</li> <li>\$198 million unmet need</li> </ul>
Student Portion Allowable Uses	<ul style="list-style-type: none"> <li>Funds must go directly to students in the form of emergency financial aid grants for expenses related to the disruption of campus operations due to coronavirus</li> <li>Can be used for eligible COA expenses such as food, housing, course materials, technology, health care, and child care</li> </ul>	<ul style="list-style-type: none"> <li>Any component of student's cost of attendance</li> <li>Emergency costs that arise due to coronavirus, such as: tuition; food; housing; health care (including mental); child care</li> </ul>	<ul style="list-style-type: none"> <li>Any component of student's cost of attendance</li> <li>Emergency costs that arise due to coronavirus, such as: tuition; food; housing; health care (including mental); child care</li> </ul>

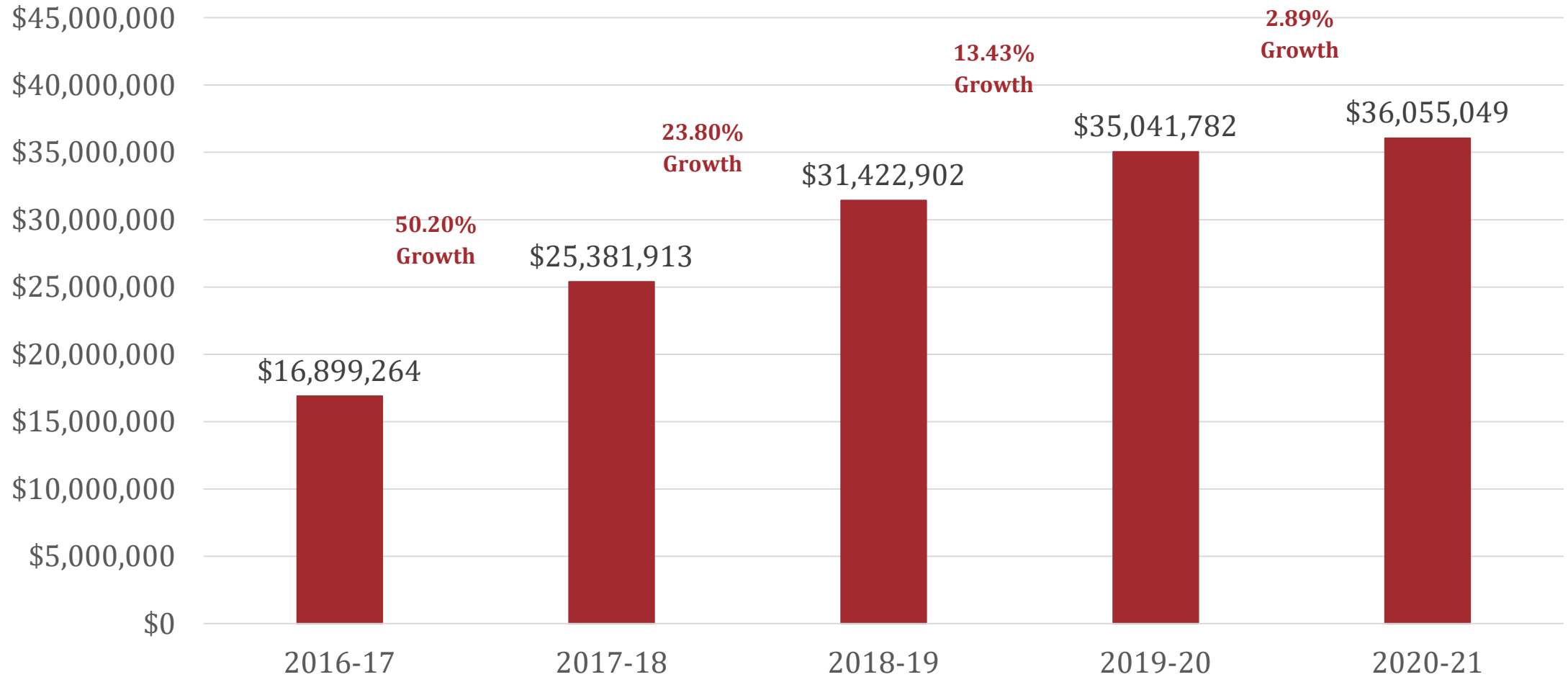


# COVID-19 RELIEF FUNDS - CONT

<p>Institutional Portion Allowable Uses</p>	<ul style="list-style-type: none"> <li>● Defray expenses due to significant changes to the delivery of instruction due to the coronavirus</li> <li>● Make additional financial aid grants to students</li> </ul>	<ul style="list-style-type: none"> <li>● Defray expenses associated with coronavirus including:             <ul style="list-style-type: none"> <li>○ Lost revenue</li> <li>○ Reimbursement for expenses already incurred</li> <li>○ Technology costs associated with a transition to distance Education</li> <li>○ Faculty and staff trainings</li> <li>○ Payroll</li> </ul> </li> <li>● Carry out student support activities authorized by the HEA that address needs related to coronavirus</li> <li>● Make additional financial aid grants to students</li> </ul>	<ul style="list-style-type: none"> <li>● Defray expenses associated with coronavirus including:             <ul style="list-style-type: none"> <li>○ Lost revenue</li> <li>○ Reimbursement for expenses already incurred</li> <li>○ Technology costs associated with a transition to distance education</li> <li>○ Faculty and staff trainings</li> <li>○ Payroll</li> </ul> </li> <li>● Make additional financial aid grants to students</li> <li>● Institutions must use a portion of their allocation for:             <ul style="list-style-type: none"> <li>○ Implementing evidence-based practices to monitor and suppress coronavirus in accordance with public health guidelines; and</li> <li>○ Conduct direct outreach to financial aid applicants about the opportunity to receive a financial aid adjustment due to the recent unemployment of a family member or independent student, or other circumstances</li> <li>○ Implementing evidence-based practices to monitor and suppress coronavirus in accordance with public health guidelines; and</li> <li>○ Conduct direct outreach to financial aid applicants about the opportunity to receive a financial aid adjustment due to the recent unemployment of a family member or independent student, or other circumstances</li> </ul> </li> </ul>
<p>Student Eligibility</p>	<ul style="list-style-type: none"> <li>● No student eligibility requirements in the law, but ED guidance was that students must meet Title IV eligibility requirements in order to receive HEERF emergency grants</li> <li>● DACA students, undocumented students and international students prohibited by ED guidance</li> <li>● Non-degree seeking, non-credit, dual enrollment, and continuing education students eligible per ED guidance</li> <li>● Online students who were enrolled exclusively in online programs on March 13th are not eligible per the law</li> </ul>	<ul style="list-style-type: none"> <li>● No student eligibility requirements in the law</li> <li>● Non-degree seeking, non-credit, dual enrollment, and continuing education students eligible per ED guidance</li> <li>● Students exclusively enrolled in distance education may receive these funds</li> <li>● ED has not issued written guidance to clarify whether or not undocumented, DACA, or international students may receive these funds</li> </ul>	<ul style="list-style-type: none"> <li>○ Conduct direct outreach to financial aid applicants about the opportunity to receive a financial aid adjustment due to the recent unemployment of a family member or independent student, or other circumstances</li> </ul>

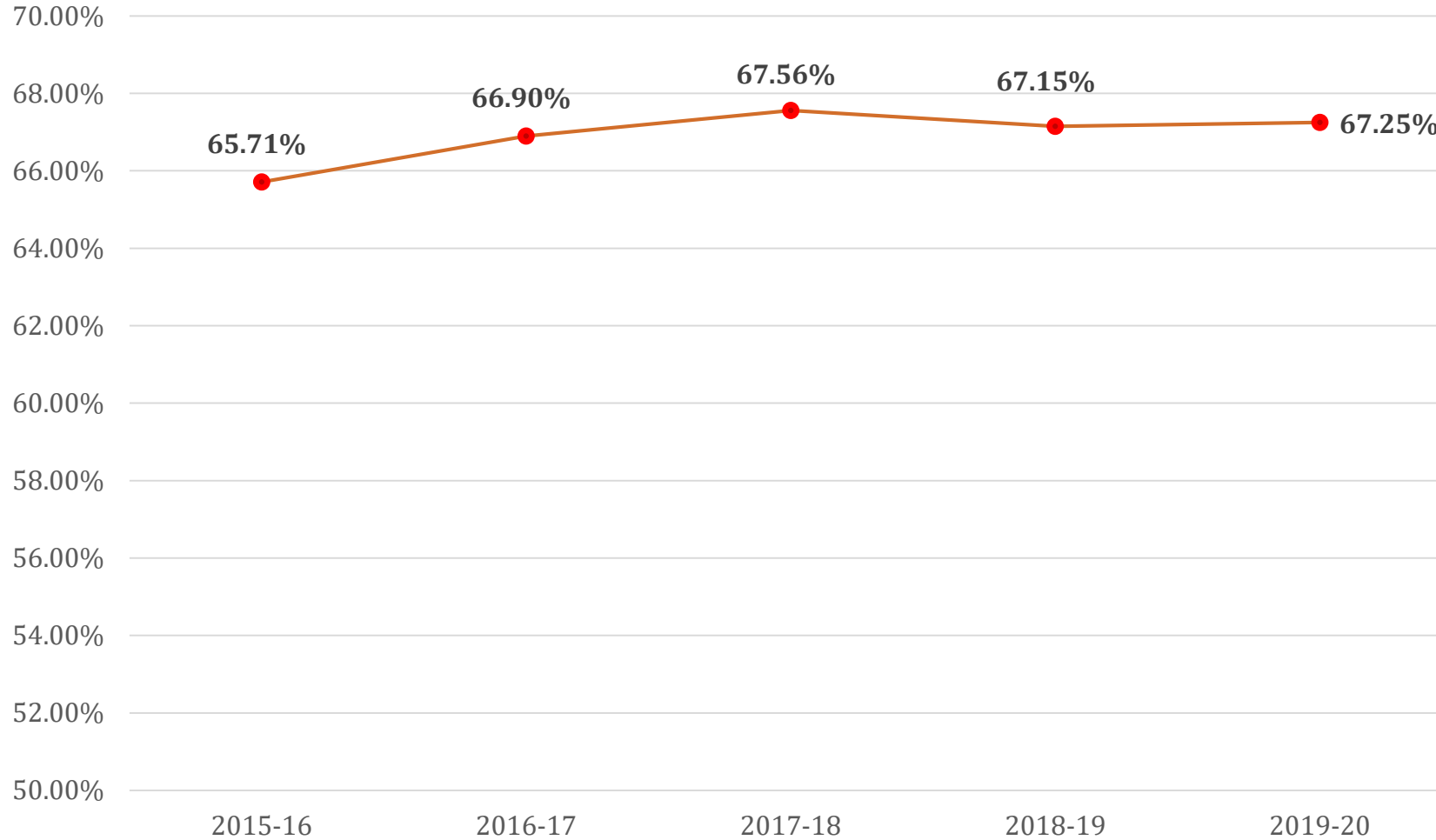
# CATEGORICALS

## Categorical/Restricted Funding Adopted Budget



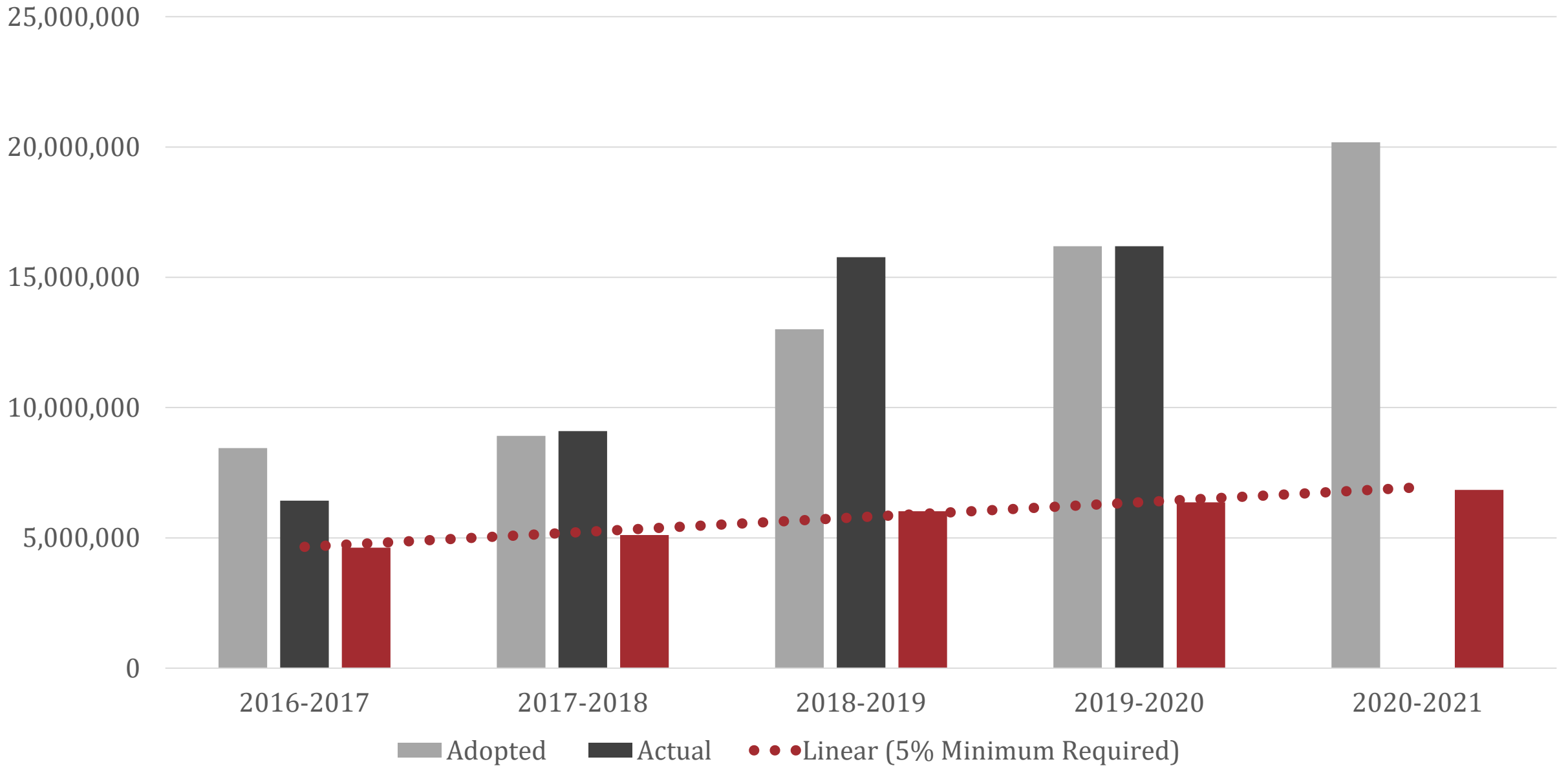
# 50% RATIO

## HISTORICAL REVIEW OF BC'S 50% RATIO \*\*



\*\*Ratios are before the District Office Chargeback

# Reserve Account GU 7910



# ALL CAMPUS BUDGET FORUM



**Steven Holmes**  
Academic Senate President

# FTES P2 REPORT

## KCCD 2020-21 320 P2 Report

	FTE Type	2019-20 R1 Reported	2019-20 R1 Funded	2020-21 P1 Reported & Funded	2020-21 P2 Completed *	Positive Attendance Expected **	2020-21 P2 Projected ***	Difference from P1	Difference from 2019-20 R1 Funded ****
KCCD	Regular	20,541.79	18,928.85	17,876.88	18,296.69	599.60	18,896.29	419.81	(32.56)
	Incarcerated	988.15	988.15	1,450.00	1,284.67	-	1,284.67	(165.33)	296.52
	Special Admit	2,320.34	2,133.36	1,825.00	2,286.07	3.80	2,289.87	461.07	156.51
	CDCP	38.61	38.61	48.69	122.93	-	122.93	74.24	84.32
	Non Credit	68.91	68.91	67.90	72.00	-	72.00	4.10	3.09
	<b>Total</b>	<b>23,957.80</b>	<b>22,157.88</b>	<b>21,268.47</b>	<b>22,062.36</b>	<b>603.4</b>	<b>22,665.76</b>	<b>793.89</b>	<b>507.88</b>
BC	Regular	15,291.41	14,029.81	13,530.38	14,226.36	488.60	14,714.96	695.98	685.15
	Incarcerated	440.97	440.97	664.19	545.00	-	545.00	(119.19)	104.03
	Special Admit	1,784.34	1,622.44	1,336.20	1,676.96	0.70	1,677.66	340.76	55.22
	CDCP	-	-	25.88	105.45	-	105.45	79.57	105.45
	Non Credit	68.36	68.36	66.99	70.99	-	70.99	4.00	2.63
	<b>Total</b>	<b>17,585.08</b>	<b>16,161.58</b>	<b>15,623.64</b>	<b>16,624.76</b>	<b>489.3</b>	<b>17,114.06</b>	<b>1,001.12</b>	<b>952.48</b>
CC	Regular	2,225.89	2,079.73	1,924.56	1,835.02	11.40	1,846.42	(89.54)	(233.31)
	Incarcerated	547.18	547.18	785.81	739.67	-	739.67	(46.14)	192.49
	Special Admit	317.35	315.89	246.13	312.31	3.10	315.41	66.18	(0.48)
	CDCP	-	-	-	-	-	-	-	-
	Non Credit	0.55	0.55	0.91	1.01	-	1.01	0.10	0.46
	<b>Total</b>	<b>3,090.97</b>	<b>2,943.35</b>	<b>2,957.41</b>	<b>2,888.01</b>	<b>14.5</b>	<b>2,902.51</b>	<b>(69.40)</b>	<b>(40.84)</b>
PC	Regular	3,024.49	2,819.31	2,421.94	2,235.31	99.60	2,334.91	(186.63)	(484.40)
	Incarcerated	-	-	-	-	-	-	-	-
	Special Admit	218.15	195.03	242.67	296.80	-	296.80	54.13	101.77
	CDCP	38.61	38.61	22.81	17.48	-	17.48	(5.33)	(21.13)
	Non Credit	-	-	-	-	-	-	-	-
	<b>Total</b>	<b>3,281.25</b>	<b>3,052.95</b>	<b>2,687.42</b>	<b>2,549.59</b>	<b>99.6</b>	<b>2,649.19</b>	<b>(137.83)</b>	<b>(403.76)</b>

# FACULTY OBLIGATION NUMBER FON

	District Total	BC	CCC	PC
1 Fall 2021 Projected FON	416.80			
2 Base FTF for Fall 2020 FON Compliance (actual reported)	456.00	327.00	63.00	66.00
3 Current Percentage	100.00%	71.71%	13.82%	14.47%
4 LESS: 2019-2020 Late Separations/Retirements/Resignations	1.00	1.00	-	-
5 LESS: New Separations/Retirement/Resignations prior to March 31, 2021	12.00	6.00	2.00	4.00
6 Projected 2021 FTF Base	443.00	320.00	61.00	62.00
7 Additional Faculty Needed to Meet FON (C7-C16)	(26.20)			
8 Proposed Faculty Recruitment to Meet FON <i>Recruitments above Projected FON</i> <i>Contingent positions approved against failed recruitments</i>	(26.20)			
9 Projected 2021 Percentage	100.00%	72.23%	13.77%	14.00%
10 Completed 2021-22 Recruitments	6.00	4.00	1.00	1.00
11 Remaining Recruitments to Complete	11.00	4.00	3.00	4.00
12 Target FTFO 2021	416.80			
13 Current Year Full-time Faculty minus Late and New Separations plus completed recruitments	449.00	324.00	62.00	63.00
14 Over/Under FTFO 2021	32.20			
15 2021 FON Compliance Recruitment	416.80			
16 Current FTF	449.00			
17 Over/(Under)	32.20			