

# **Baseline Report: Dual Enrollment, Concurrent Enrollment & Early College in Kern Community College District**

**Bakersfield College**

**Cerro Coso Community College**

**Porterville College**

**Prepared by Kylie Campbell, Director of Early College**

**with contributions from the Dual & Concurrent Enrollment Transition Teams**

**Fall 2021**

**Presented to District Consultation Council, September 28, 2021**

## Table of Contents

<b>Introduction</b>	3
<b>Dual &amp; Concurrent Enrollment Transition Team Members</b>	4
<b>Kern Community College District</b>	
Baseline Report	5
Opportunities & Needs	13
<b>Bakersfield College</b>	
Baseline Report	14
Opportunities & Needs	22
<b>Cerro Coso Community College</b>	
Baseline Report	24
Opportunities & Needs	32
<b>Porterville College</b>	
Baseline Report	33
Opportunities & Needs	41
<b>Appendix</b>	
Appendix A: Bakersfield College High School Partners	
Appendix B: Cerro Coso Community College High School Partners	
Appendix C: Porterville College High School Partners	
Appendix D: Dual Enrollment Trends and Projections	
Appendix E: Concurrent Enrollment Trends and Projections	

## Introduction

Kern Community College District (KCCD) is a three-college district located in the Central Valley of California. The three colleges are Bakersfield College, Cerro Coso Community College, and Porterville College. All three colleges have established Dual Enrollment and Concurrent Enrollment programs for students to earn college credit while in high school. District policy allows each college to waive enrollment fees for high school students in these programs.

High school students taking college courses in KCCD have two options: (1) they can register for courses on a college campus, a satellite location, or online through Concurrent Enrollment or (2) they can be enrolled in courses that are offered on their high school campus through a Dual Enrollment partnership which is defined by an MOU Agreement between KCCD and the high school district. Some high school partners also offer tailored “Early College” programs for students to complete college credits, certificates, or degrees while in high school, but these programs vary by college, district, and high school.

Each college has slightly different definitions and processes for the programs that they have established for students to earn college credits, certificates, and/or degrees while in high school. To support program and enrollment growth across the district, the dual & concurrent enrollment transition teams were formed by each college and at the district office. The first objective of these teams was to create a report that each college and the district would use to:

- 1) Evaluate the history and status of each program
- 2) Project anticipated outcomes for the upcoming school year
- 3) Identify areas of strength
- 4) Clarify opportunities for improvement and growth
- 5) Set internal and districtwide goals for a two-year growth plan

This report serves as a baseline for the work that the dual and concurrent enrollment transition teams will focus on at the college and district level for the next two years. This report will be updated at the end of each term to replace projections with actual results and to set new projections for the following year. A final evaluation of growth will be completed at the end of the two-year transition period.

The work of the dual and concurrent enrollment transition teams will be logged in this [SharePoint folder](#), and weekly updates on the college’s progress towards projections can be viewed [here](#).

## **Dual & Concurrent Enrollment Transition Team Members**

### **Kern Community College District**

Steven Watkin, Interim Associate Vice Chancellor of Enrollment Management, KCCD

Trudy Gerald, Associate Vice Chancellor of Economic and Workforce Development, KCCD

Kylie Campbell, Director of Early College BC, KCCD

Bob Ngo, Director of Institutional Research, KCCD

### **Bakersfield College**

Ashlea Ward, Director of Outreach, BC

Berenice Arellano, Early College Program Manager, BC

Kara McDonald, Student Success & Equity Program Manager, BC

Jacqueline Stoner, Title V Program Manager, BC

Patsy Garcia, Institutional Research Analyst, BC

### **Cerro Coso Community College**

Corey Marvin, Vice President of Instruction, CC

Lisa Stephens, Director of East Kern and Kern River Valley, CC

Kristin Hanle, Campus Manager of East Kern Center, CC

Deanna Campbell, Director of Eastern Sierra College Center, CC

Ryan Khamkongsay, Director of Institutional Research, CC

### **Porterville College**

Thad Russell, Vice President of Instruction, PC

Ref Rodriguez, Program Director of CTE and Dual Enrollment, PC

Michael Carley, Director of Institutional Research, PC

## **Baseline Report: Dual Enrollment, Concurrent Enrollment & Early College in Kern Community College District**

### **Program Definitions Across Kern Community College District**

Each college has slightly different definitions for “dual enrollment” and “concurrent enrollment” on their campuses. The definitions provided by each college was used to determine dual enrollment and concurrent enrollment numbers for each term and school year for the entire district. The definition of “early college” varies the most among the colleges. Until a districtwide definition for “early college” is determined, this term will only be used in each college profile according to how the program is defined by that college.

	<b>Dual Enrollment</b>	<b>Concurrent Enrollment</b>	<b>Early College</b>
<b>Bakersfield College</b>	College courses offered under a dual enrollment MOU partnership with a high school district. The instructor can be a qualified high school teacher who meets college teaching requirements and serves as an adjunct faculty member or an assigned college faculty member.	High school students taking college courses outside of those offered under a dual enrollment MOU partnership.	All opportunities for students to earn college credit, certificates, or degrees prior to graduating from high school. Some high schools offer complete certificate or degree completion pathways, which are called early college pathways.
<b>Cerro Coso Community College</b>	College courses taught on a high school location, during the high school day. The instructor can be a qualified high school teacher who meets college teaching requirements and serves as an adjunct faculty member or an assigned college faculty member.	College courses that high school students take outside of their high school day, either through the college campus or after school on their high school campus, or online.	A partnership with Tehachapi High School where students attend high school courses for the first half of their high school day on the high school campus, and then come to the college campus for the rest of their high school day to take college courses.
<b>Porterville College</b>	College course taught on the high school campus during regular high school hours. The instructor can be a qualified high school teacher who meets college teaching requirements and serves as an adjunct faculty member or an assigned college faculty member.	High school students taking college courses on the Porterville College campus, online, or after school on the high school site.	A coordinated partnership with a local high school that allows high school students to earn an associate degree, a certificate, and/or 30-60 units of transferable college credit.

## Dual Enrollment in Kern Community College District

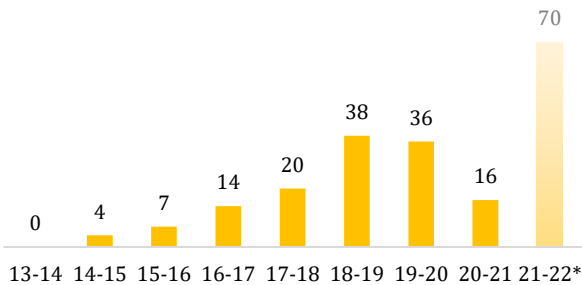
### Section Count

Dual enrollment sections are college courses that are offered at the high school site for high school students. Bakersfield College changed their definitions last year to include courses during or after the high school day on a high school campus or online, while the definitions for dual enrollment at Cerro Coso Community College and Porterville College only refer to sections scheduled during the high school day, either on the high school campus or online.

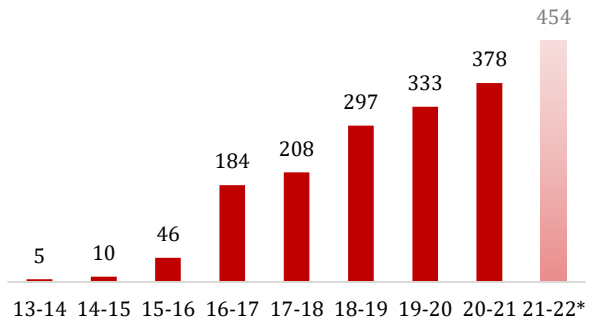
The charts below show the number of dual enrollment sections offered by term as well as the total by year. The section counts shown for the 2020-2021 school year display the number of sections the colleges plan to offer based on requests received from their high school partners. This will be used to project the number of dual enrollments for the upcoming school year.

Together, the three colleges plan to offer 1,082 dual enrollment sections during the 2021-2022 school year, which is an 24.7% increase in section offerings from 2020-2021.

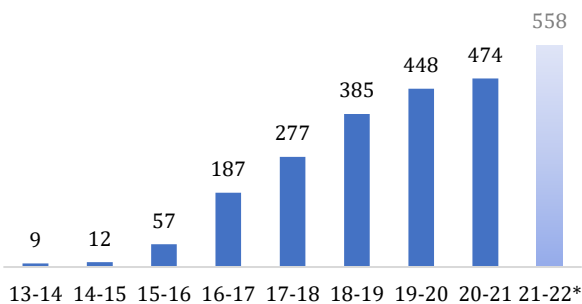
Summer Dual Enrollment Section Count



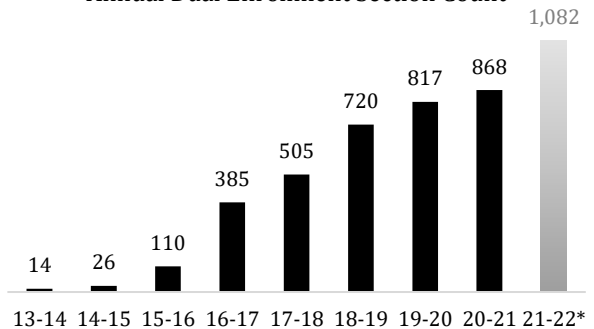
Fall Dual Enrollment Section Count



Spring Dual Enrollment Section Count



Annual Dual Enrollment Section Count



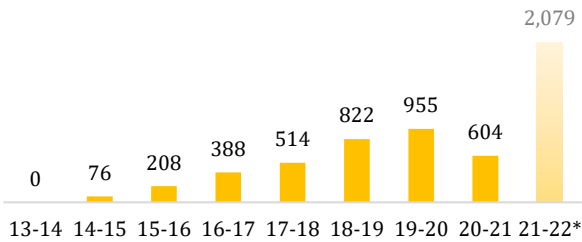
*\*Projections based on requested sections, see Appendix D*

## Dual Enrollment in Kern Community College District Continued

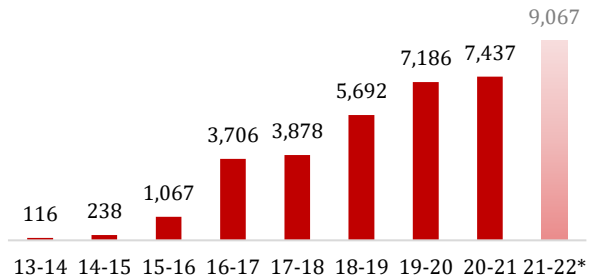
### Enrollments

The charts below show the duplicated number of dual enrollments per section and per year. Enrollments for the 2021-2022 school year have been projected using the number of sections requested by the high school partners and the average enrollment per section over the last four years. The combined projections for the 2021-2022 school year from all three colleges total to 21,089 dual enrollments, a 33.3% increase from 2020-2021.

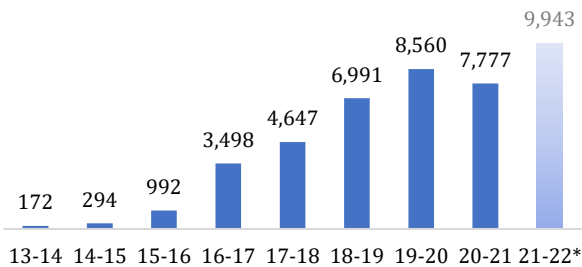
Summer Dual Enrollments



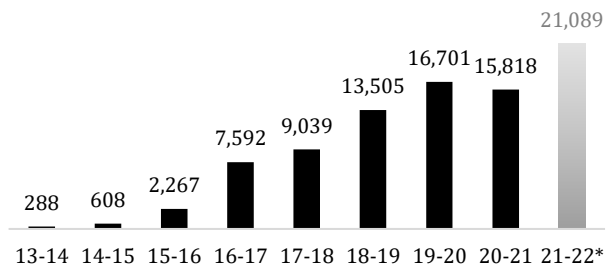
Fall Dual Enrollments



Spring Dual Enrollments



Annual Dual Enrollments

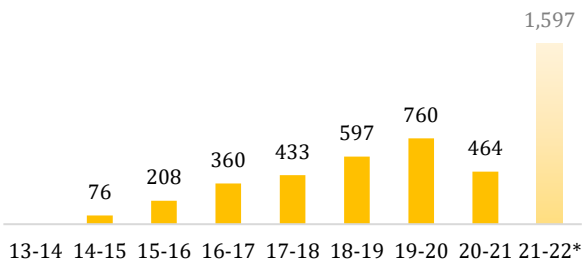


*\*Projections based on requested sections, see Appendix D*

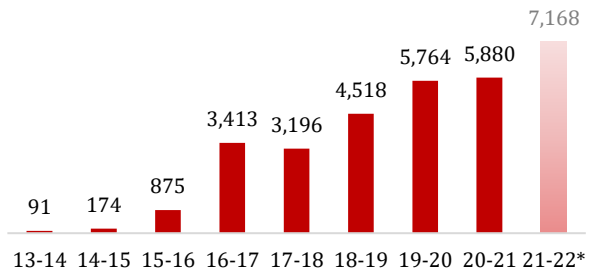
### Headcount

Last year 8,776 students participated in dual enrollment across the district. If headcount growth is proportional to projected enrollment growth, then the district can project that approximately 11,698 students will participate in concurrent enrollment this year. The graphs below show districtwide headcount for dual enrollment by term and academic year.

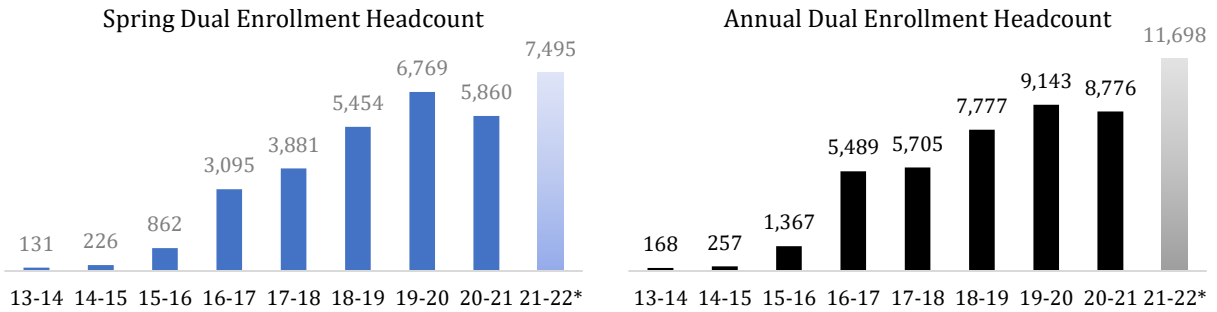
Summer Dual Enrollment Headcount



Fall Dual Enrollment Headcount



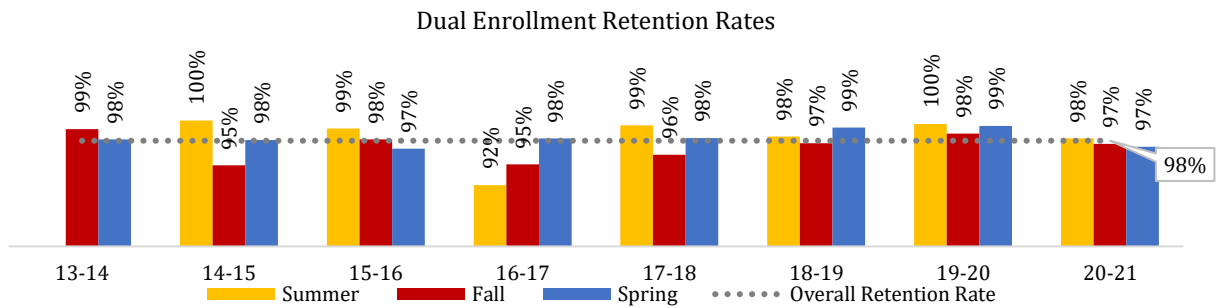
## Dual Enrollment in Kern Community College District Continued



\*Headcount projections are based on projected growth in dual enrollments

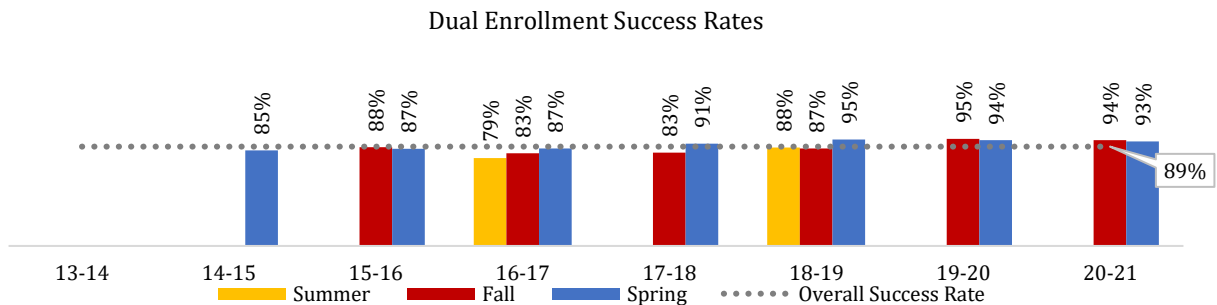
### Retention

Dual enrollment courses at all three colleges have had an average retention rate of 98% after census. The chart below shows the retention rates for dual enrollment for each term.



### Success

Dual enrollment courses from all three colleges have had an average course success rate of 89%. This rate is based on census enrollments that result in a course grade of 70% or higher. The chart below shows the success rates for dual enrollment for each term.

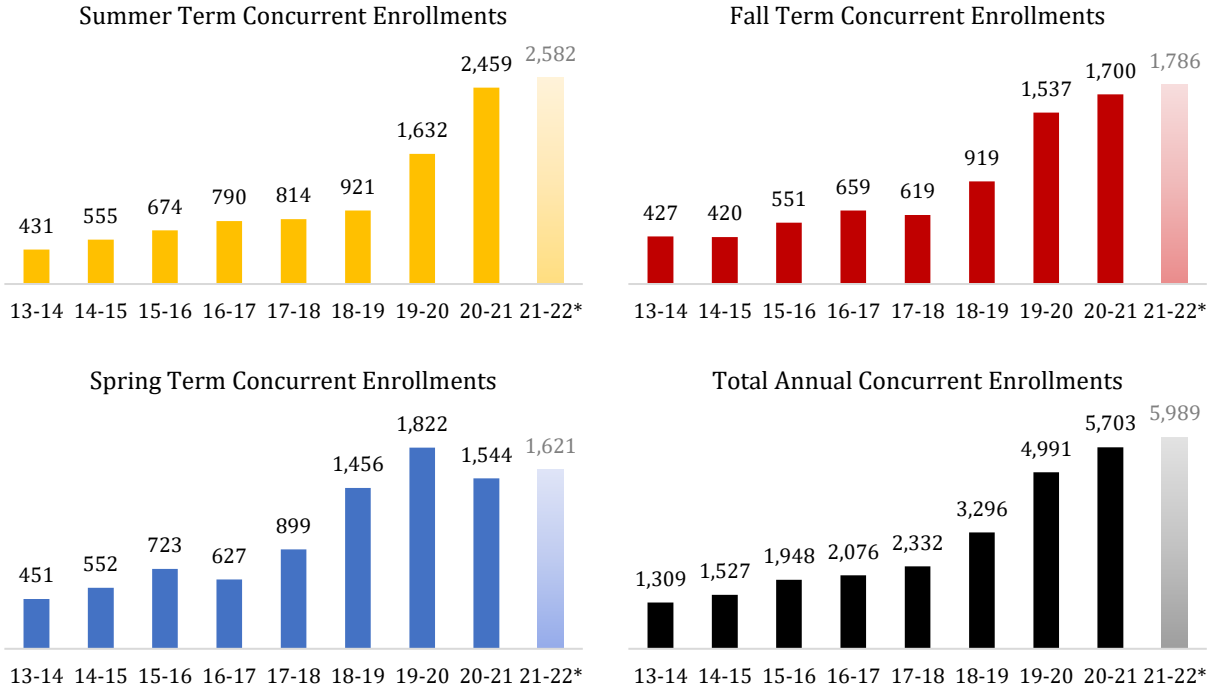




## Concurrent Enrollment in Kern Community College District

### Enrollments

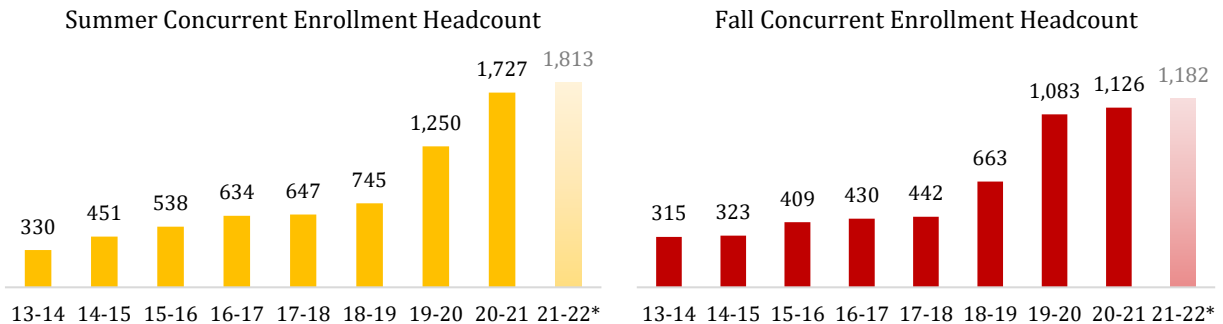
Concurrent enrollments across the district have increased every year since 2013. Based on this growth, each college is hoping to see a 5% increase in concurrent enrollments for the upcoming 2021-2022 school year.



*\*Expected growth, see Appendix E*

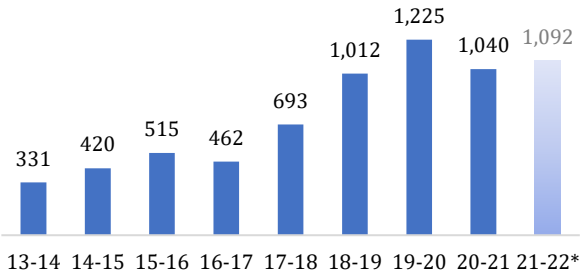
### Headcount

Last year 3,136 students participated in concurrent enrollment across the district. If each district can achieve 5% growth in concurrent enrollments, then the district can project that approximately 3,293 students will participate in concurrent enrollment this year. The graphs below show districtwide headcount for concurrent enrollment by term and academic year.

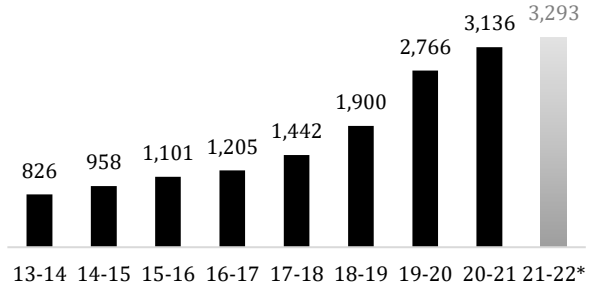


## Concurrent Enrollment in Kern Community College District Continued

Spring Concurrent Enrollment Headcount



Annual Concurrent Enrollment Headcount

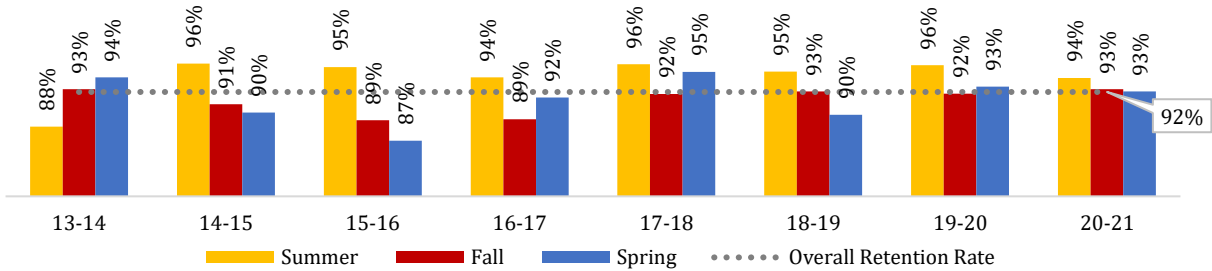


*\*Projections based on 5% growth in concurrent enrollments*

### Retention

Students participating in concurrent enrollment at all three colleges have had an average retention rate of 92% after census. The chart below shows the retention rates for concurrent enrollment for each term.

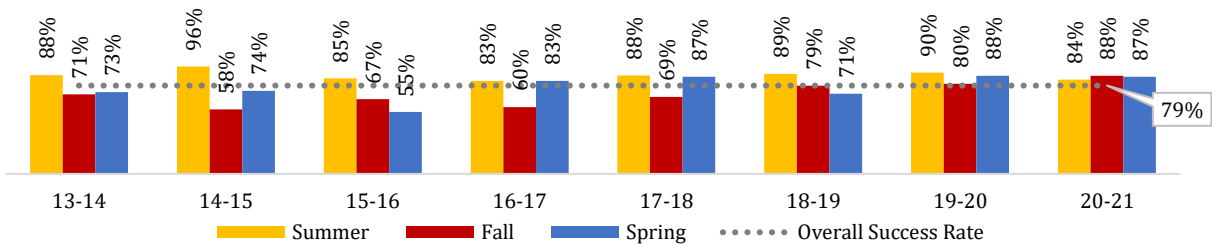
Concurrent Enrollment Retention Rates



### Success

Students in concurrent enrollment courses from all three colleges have had an average course success rate of 79%. This rate is based on census enrollments that result in a course grade of 70% or higher. The chart below shows the success rates for concurrent enrollment for each term.

Concurrent Enrollment Success Rates

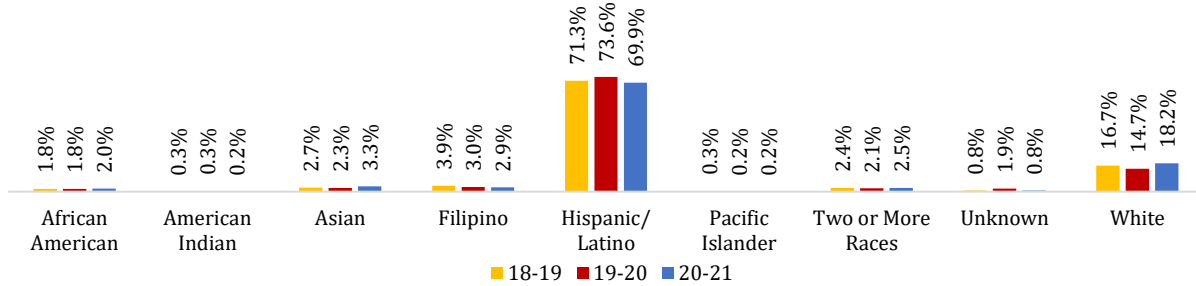


## Dual & Concurrent Enrollment Student Demographics

### Ethnicity

The chart below shows the student ethnicity breakdown in dual and concurrent enrollment courses through Kern Community College District over the last three years. The largest ethnicity group represented in these programs is Hispanic/Latino students.

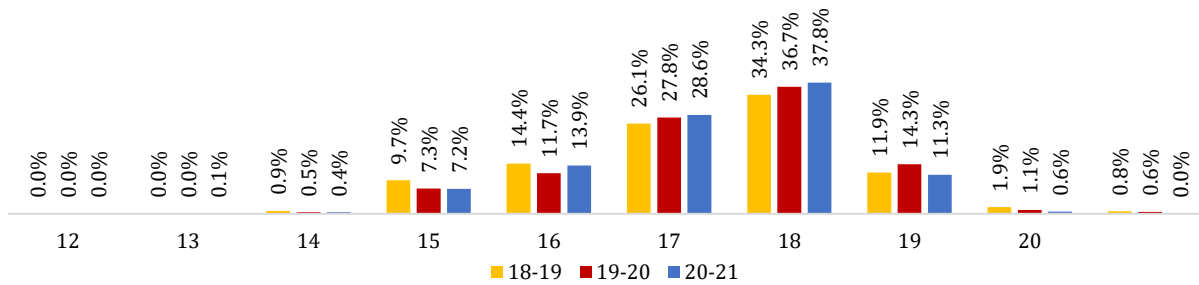
High School Special Admit Ethnicity Representation in Dual & Concurrent Enrollment



### Age

The chart below shows the student age breakdown in dual and concurrent enrollment courses throughout Kern Community College District over the last three years. Most students participating are between 14 and 19 years old, representing high school students from 9<sup>th</sup> through 12<sup>th</sup> grade.

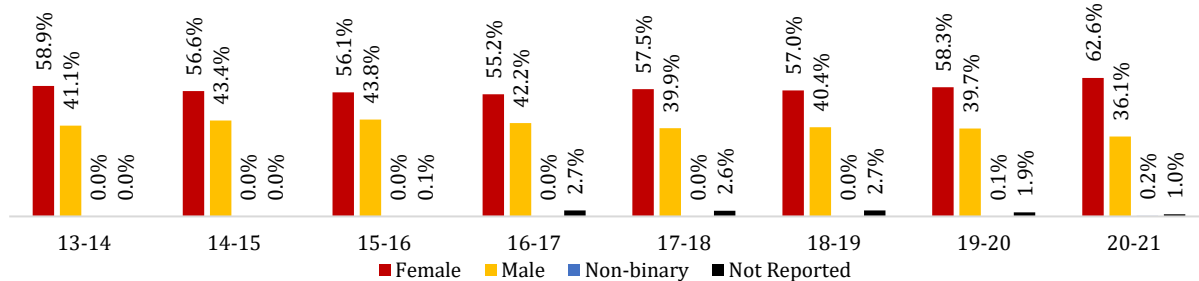
High School Special Admit Age Representation in Dual & Concurrent Enrollment



### Gender

The chart below shows the student gender breakdown in dual and concurrent enrollment courses throughout Kern Community College District since 2013. Historically, all three colleges have had more female students than male students participate in dual and concurrent enrollment.

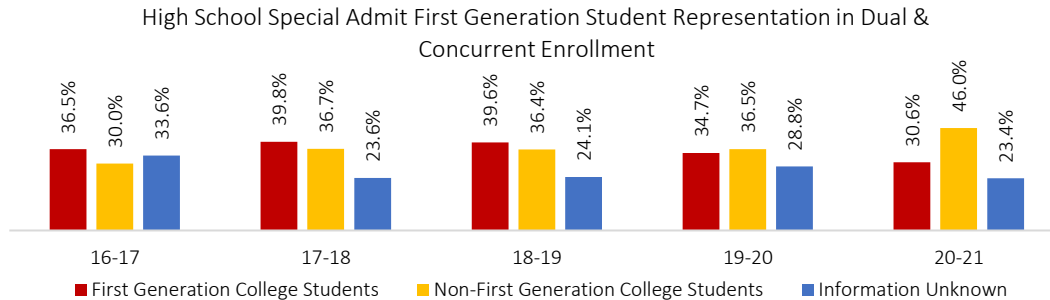
High School Special Admit Gender Representation in Dual & Concurrent Enrollment



## Dual & Concurrent Enrollment Student Demographics Continued

### First Generation

The chart below shows the percentage of students participating in dual and concurrent enrollment courses in Kern Community College District who are first generation college students. There is a fairly even amount of first-generation college students and non-first-generation college students participating in dual and concurrent enrollment across the district. This data is mostly unknown prior to 2016.



## Districtwide Opportunities & Needs

Opportunities	Needs
<b>Streamline Dual &amp; Concurrent Enrollment Processes</b>	<ul style="list-style-type: none"> <li>• Create districtwide definitions of terms/programs (dual enrollment, concurrent enrollment, &amp; early college)</li> <li>• DualEnroll.com implementation at Cerro Coso and Porterville and integration with Banner</li> </ul>
<b>Marketing &amp; Resource Development</b>	<ul style="list-style-type: none"> <li>• Updated college and district websites</li> <li>• New digital and print marketing resources to showcase the opportunities at each college by high school</li> <li>• Updated handbooks and resources for students, parents, administrators, and instructors.</li> </ul>
<b>Partnership Agreement Improvements</b>	<ul style="list-style-type: none"> <li>• An addendum for the existing Dual Enrollment MOU that enables the college and high school district partners to share necessary student information.</li> <li>• A plan to pilot CCAP Agreements with one district partner per college, and then scale up to include additional partners.</li> </ul>

## Districtwide Opportunities & Needs Continued

<p><b>Expand Dual Enrollment, Concurrent Enrollment, &amp; “Early College” Pathways</b></p>	<ul style="list-style-type: none"> <li>• Collaborate with high school partners to evaluate current and future course offerings and find opportunity to scale up to certificate or degree completion pathways.             <ul style="list-style-type: none"> <li>○ There is a need for high school teachers who meet the CCCCCO minimum qualifications.</li> </ul> </li> <li>• Staffing to support high school student recruitment, onboarding, and retention.</li> <li>• Develop a process for evaluating dual enrollment courses.</li> </ul>
<p><b>Dual &amp; Concurrent Enrollment for Adult Education Students</b></p>	<ul style="list-style-type: none"> <li>• Collaborate with college adult education teams to model dual and concurrent enrollment processes for adult education students after the existing processes for high school students.</li> <li>• Evaluate where there is need and opportunity for dual and concurrent enrollment courses at adult education sites.</li> </ul>

## Conclusion

The dual and concurrent enrollment programs at each college play a crucial role in enrollment growth and sustainability in Kern Community College District. By collaborating at a district level to identify the opportunities and needs of these programs, the college transition teams will be able to facilitate the work within their colleges and with their local high school partners that is necessary to increase dual and concurrent enrollment opportunities and to progress “early college” pathway implementation at more high schools.

The following pages of this report highlight the programs at each college and identify their current opportunities and needs. The district dual and concurrent enrollment transition team will use the outcomes of this report to support the needs of the district and each college. Opportunities and needs will be reevaluated after the first year of the work and adjusted to meet the demands for the following year.

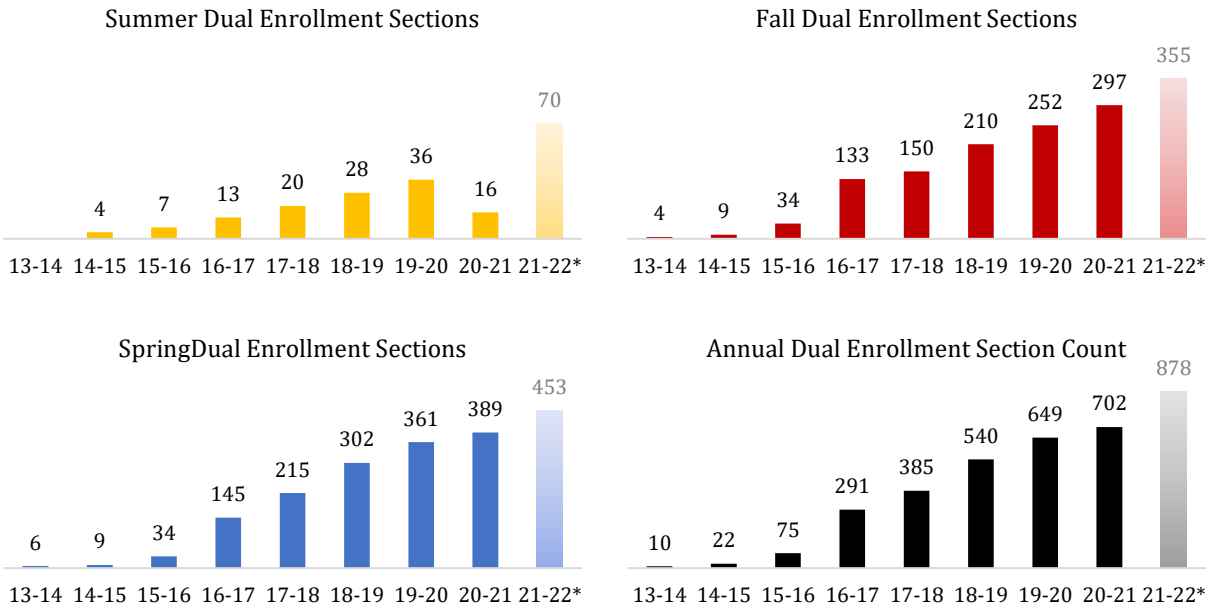
# Baseline Report: Dual Enrollment, Concurrent Enrollment, & Early College at Bakersfield College

## Bakersfield College’s Program Definitions

<b>Dual Enrollment</b>	College courses offered under a dual enrollment MOU partnership with a high school district. The instructor can be a qualified high school teacher who meets college teaching requirements and serves as an adjunct faculty member or an assigned college faculty member.
<b>Concurrent Enrollment</b>	High school students taking college courses outside of those offered under a dual enrollment MOU partnership.
<b>Early College</b>	All opportunities for students to earn college credit, certificates, or degrees prior to graduating from high school. Some high schools offer complete certificate or degree completion pathways which are called: early college pathways.

## Dual Enrollment at Bakersfield College

<b>High School Partners</b>	Bakersfield College offers courses at 39 different locations. A full list of high schools and course offerings can be found in Appendix A.
<b>Section Count</b>	The charts below show the number of dual enrollment sections offered by Bakersfield College each term and year. Due to trends over recent years, the college expects that up to 8% of requested sections may be cancelled due to low enrollment. Even with cancellations, Bakersfield College expects to offer 878 sections in the 2021-2022 academic year, a 25% increase from 2020-2021.

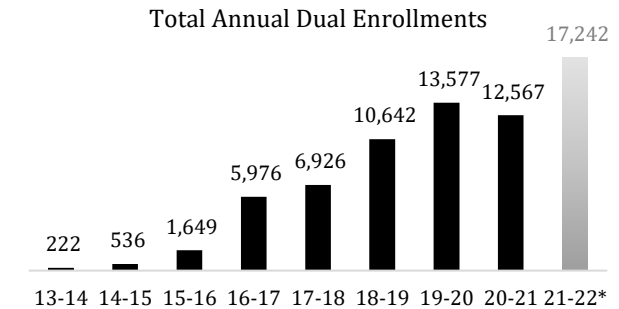
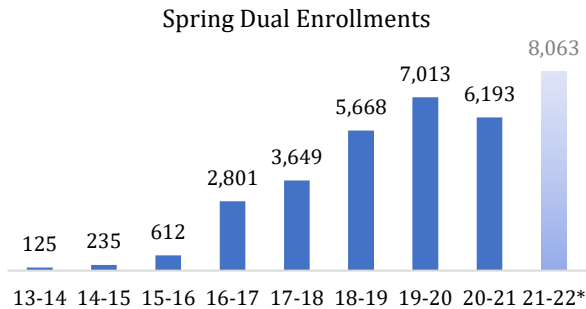
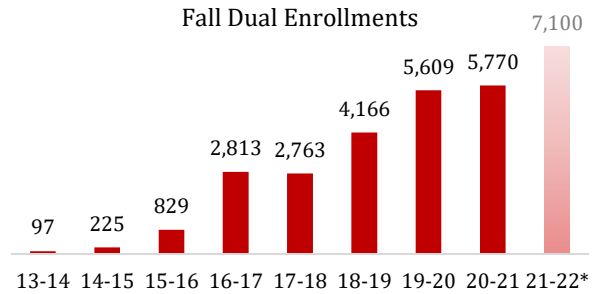
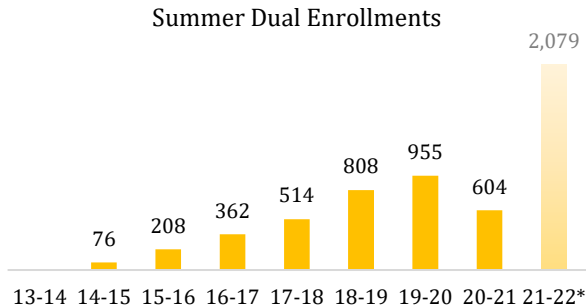


\*21-22 section count based on course requests from high school partners (includes 8% cancellations)

## Dual Enrollment at Bakersfield College Continued

### Enrollments

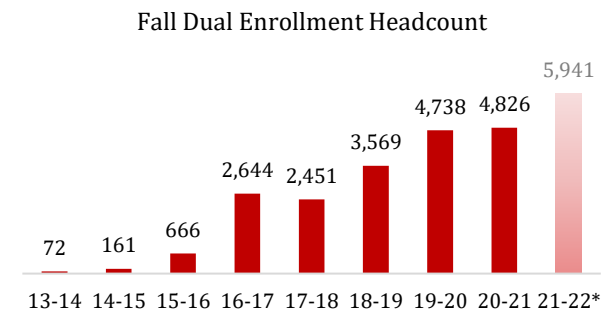
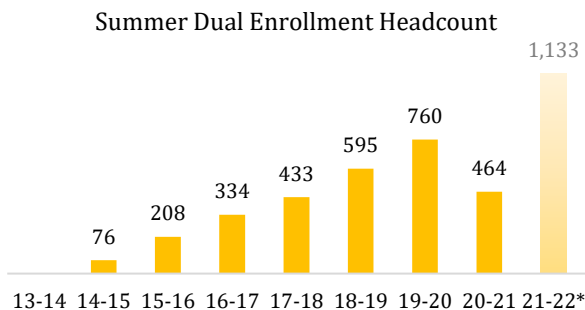
Enrollment in BC's dual enrollment sections dropped during the 2020-2021 school year, but they are projecting that enrollments will increase for the upcoming school year based on the number of sections requested by their high school partners. If these sections remain in person at the high school, BC is projecting they will have 17,242 enrollments for the 2021-2022 school year which is a growth of 37.2% from 2020-2021.



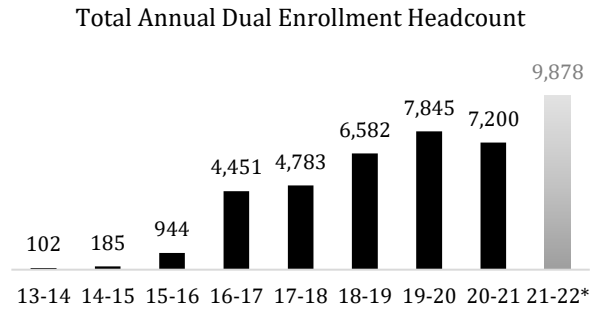
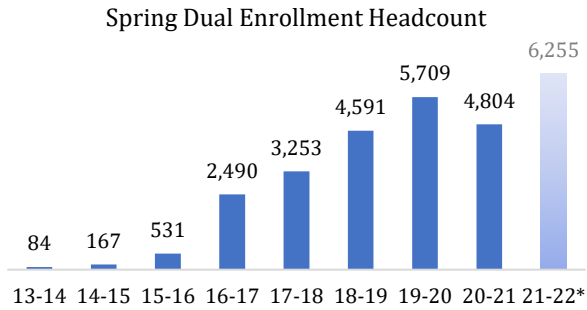
*\*Projections based on requested sections, see Appendix D*

### Headcount

There was a decline in the number of students participating in dual enrollment at Bakersfield College in 2020-2021, but the college is expecting a 37.2% increase in headcount proportional to the increase in enrollments expected for 2021-2022, pending that dual enrollment courses remain in person at the high schools.



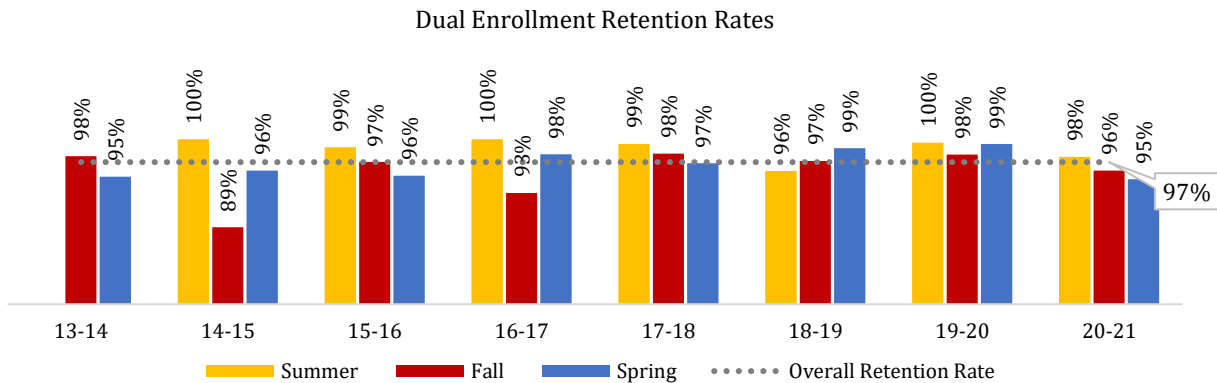
## Dual Enrollment at Bakersfield College Continued



\*Based on projected enrollments

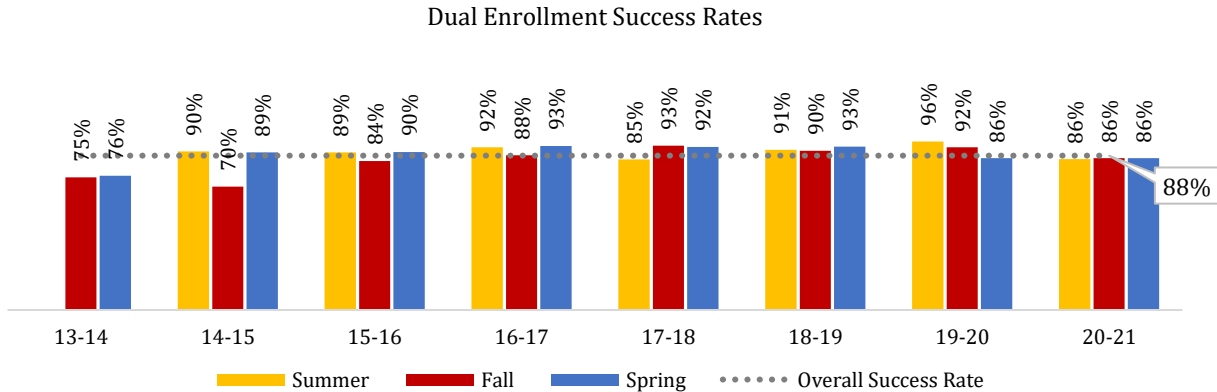
### Retention

Dual enrollment courses at Bakersfield College have an overall average retention rate of 97% after census. The chart below shows retention rates for each term.



### Success

Dual enrollment courses at Bakersfield College have an overall average success rate of 88%. Success rates show the percentage of census enrollments that result in a grade of 70% or higher. The chart below shows success rates for each term.

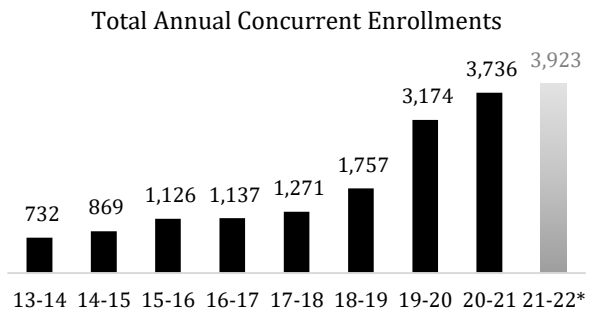
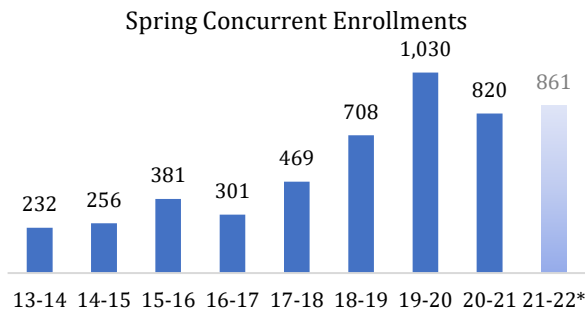
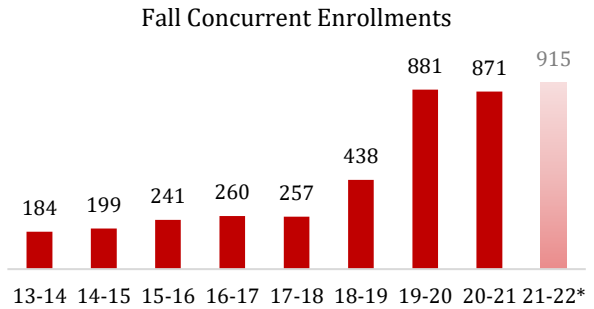
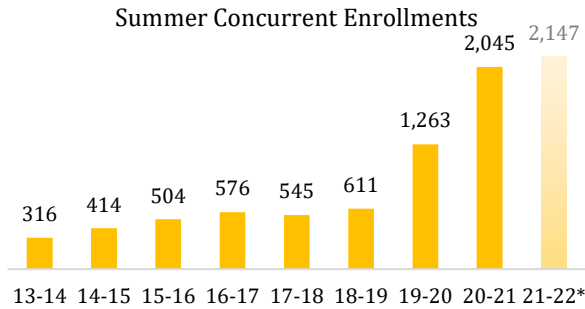




## Concurrent Enrollment at Bakersfield College

### Enrollments

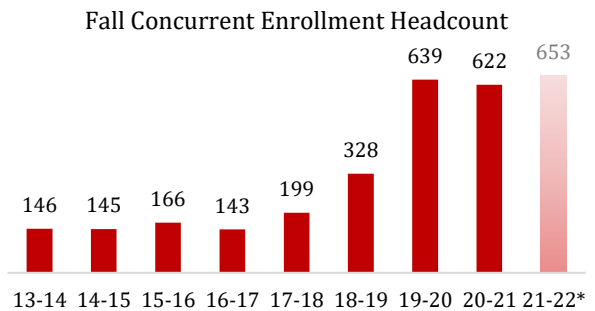
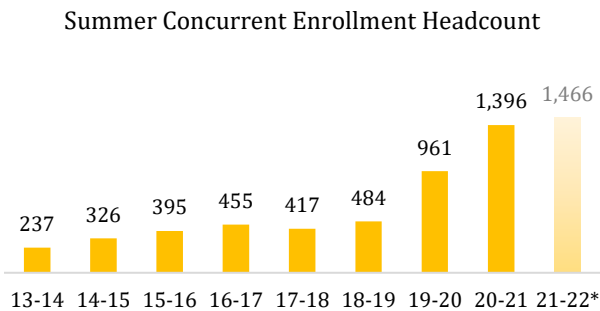
Bakersfield College had the largest increase in concurrent enrollment participation during the 2020-2021 school year due to extensive outreach efforts in Summer 2020. This year, the BC team is expecting a 5% growth in annual concurrent enrollments.



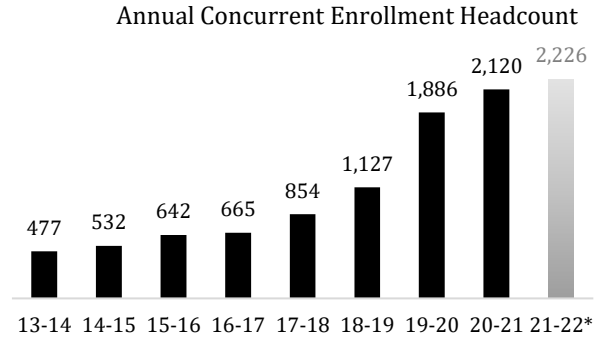
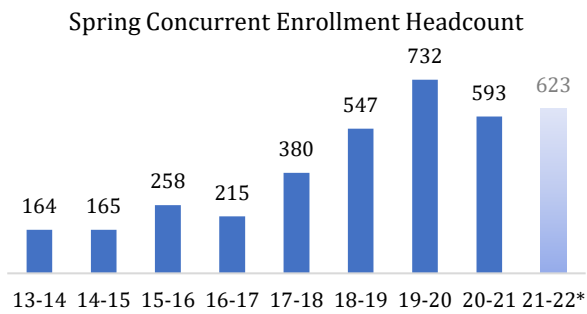
*\*Expected growth, see Appendix E*

### Headcount

Based on the expectation to increase concurrent enrollments by 5% for the 2021-2022 school year, Bakersfield College is also hoping to increase concurrent enrollment headcount by 5% as well.



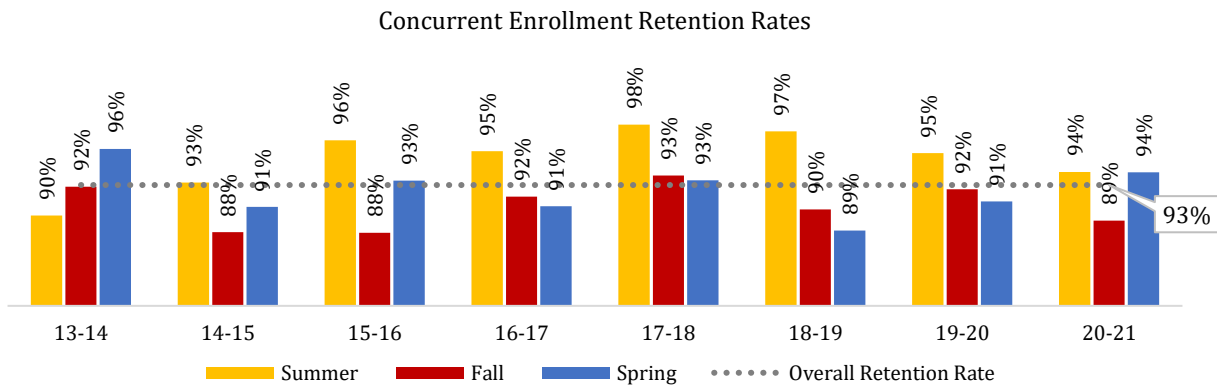
## Concurrent Enrollment at Bakersfield College Continued



\*Based on projected enrollments

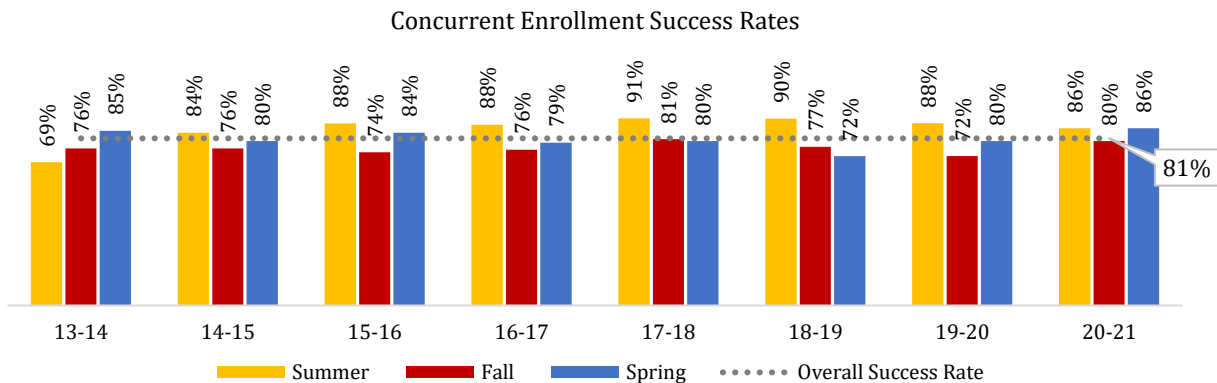
### Retention

Concurrent enrollment at Bakersfield College has an overall average retention rate of 93% after census. The chart below shows retention rates for each term.



### Success

Students taking concurrent enrollment courses at Bakersfield College have an overall average success rate of 81%. Success rates show the percentage of census enrollments that result in a grade of 70% or higher. The chart below shows success rates for each term.



## Early College at Bakersfield College

**Levels of Implementation** When scaling up Early College in 2019, the Bakersfield College team defined three levels of early college implementation to guide all high school partners. Expanding from the dual enrollment courses they offered to complete college certificate and degree pathways for students on their campus. These levels are defined below.

<b>Level 1: Exploration</b>	<b>Level 2: Installation</b>	<b>Level 3: Implementation</b>
High schools that offer college courses on their campus.	High schools that select a cohort of students to complete a college degree or certificate on their campus.	High schools who put all incoming 9 <sup>th</sup> grade students on a pathway to earn between 9 and 60 units towards completing a college degree or certificate on their campus.
<b>30 High Schools</b>	<b>5 High Schools</b>	<b>4 High Schools</b>

**Early College Pathways** Bakersfield College has implemented 8 associate degree pathways and 5 certificate pathways at various high school locations. Each of these pathways listed below, allows students to complete entire certificate and/or degrees while in high school.

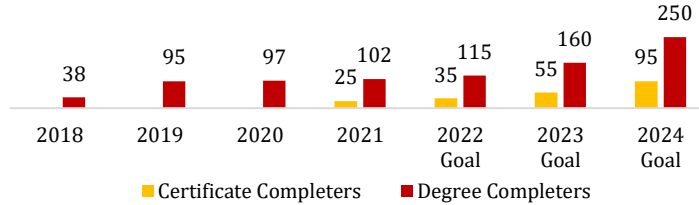
<b>Certificates &amp; Degrees</b>	<b>High Schools</b>
Agriculture Business AS-T	Wonderful College Prep Academy, Delano Wasco High School
Mechanized Agriculture AS	Wasco High School
Communication AA-T	Arvin High School
Spanish AA-T	McFarland High School
Psychology AA-T	Kern High School District @ BCSW
Administration of Justice AS-T	Kern High School District @ BCSW
Public Health AS-T	Kern High School District @ CTEC
Industrial Automation AS	Kern High School District @ CTEC
Communication COA	Arvin High School
Health Navigator COA	McFarland High School
Paraprofessional Level I COA	Bakersfield High School West High School McFarland High School
CSU General Education COA	Shafter High School
Industrial Automation COA	Kern High School District @ CTEC Shafter High School

## Early College at Bakersfield College Continued

### Completers

A total of 357 students have completed college certificates or degrees through BC's early college pathways. The goal is to have 250 students per year earn an associate degree by Spring of 2024.

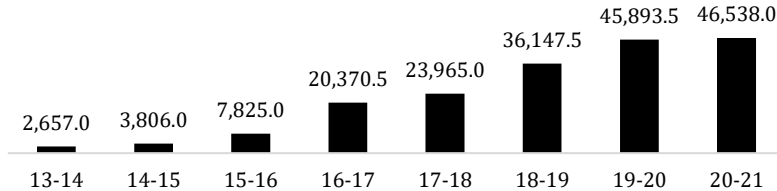
Early College Certificate/Degree Completers



### Units Earned

The chart below details the total units that high school students have earned through dual or concurrent enrollment opportunities at Bakersfield College. A total of 187,202.5 units have been earned by high school students taking dual and/or concurrent enrollment courses through Bakersfield College.

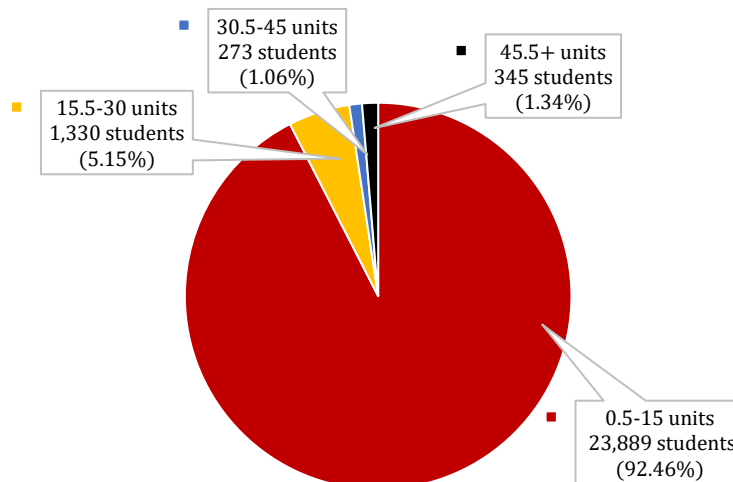
Total Dual and Concurrent Enrollment Units Earned



### Progress Towards Degree

The chart below shows the number and percentage of students who have completed a total of 0.5-15 units, 15.5-30 units, 30.5-45 units, and 45 or more units. Most high school students in Bakersfield College's programs have completed between 0.5 and 15 units, but 1,948 students (7.55%) have completed over 15 units, 618 of those students (2.4%) completed more than 30 units, and 345 of those students (1.34%) completed over 45 units.

Percentage of Students by Total Units Earned (2013-Present)

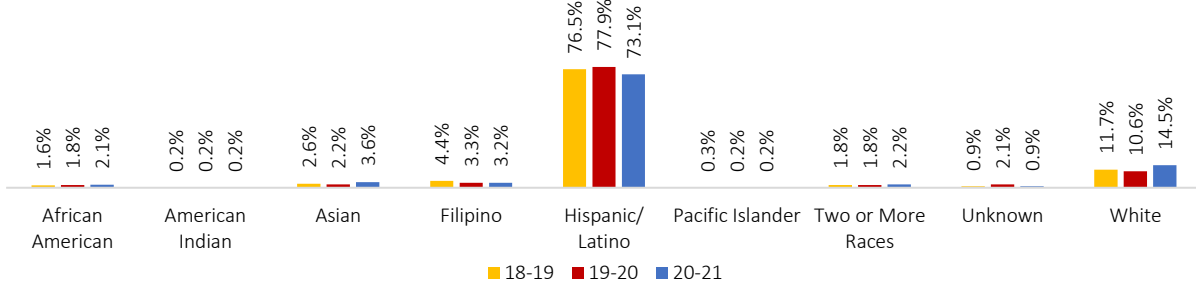


## Dual & Concurrent Enrollment Student Demographics

### Ethnicity

The chart shows the student ethnicity breakdown in dual and concurrent enrollment courses at Bakersfield College over the last three years. Most dual and concurrent enrollment students at Bakersfield College are Hispanic/Latino.

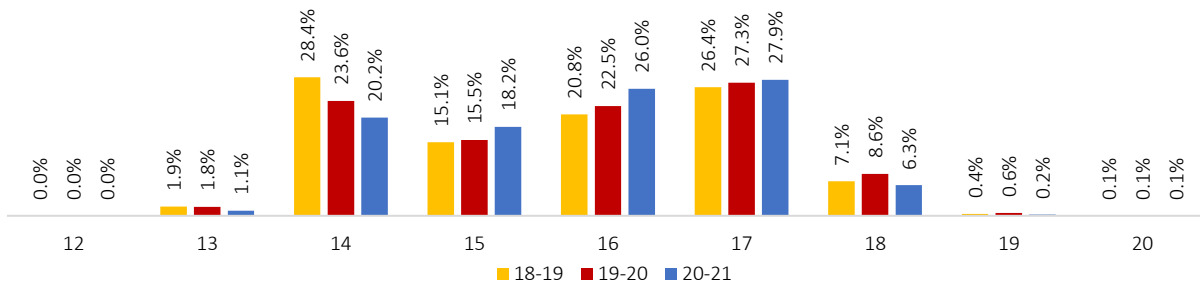
High School Special Admit Ethnicity Representation in Dual & Concurrent Enrollment



### Age

The chart shows the student age breakdown in dual and concurrent enrollment courses at Bakersfield College over the last three years. Most students participating are between 14 and 17 years old, which represents all high school students from 9<sup>th</sup> through 12<sup>th</sup> grade.

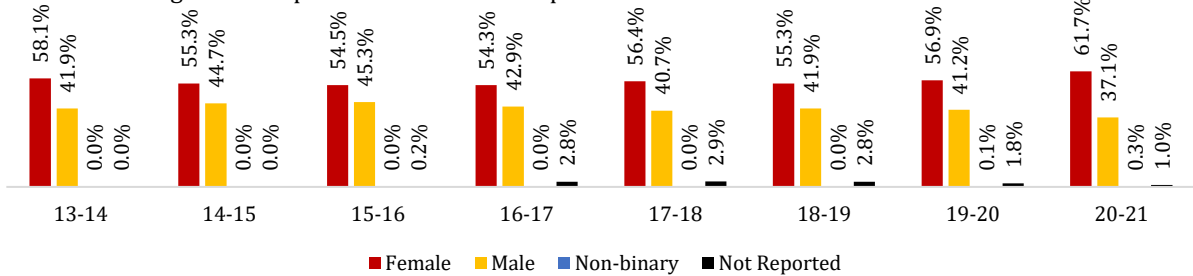
High School Special Admit Age Representation in Dual & Concurrent Enrollment



### Gender

The chart shows the student gender breakdown in dual and concurrent enrollment courses at Bakersfield College over the last three years. Historically, more female students than male students participate in dual and concurrent enrollment opportunities.

High School Special Admit Gender Representation in Dual & Concurrent Enrollment

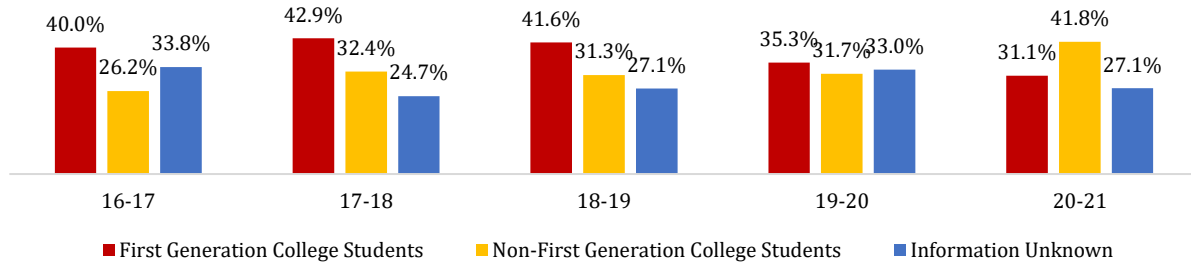


## Dual & Concurrent Enrollment Student Demographics Continued

### First Generation

The chart shows the percentage of students participating in dual and concurrent enrollment courses at Bakersfield College who are first generation college students. The percentage of first-generation college students was greater than non-first-generation college students until the 2020-2021 school year. This data is mostly unknown prior to 2016.

High School Special Admit First Generation Student Representation in Dual & Concurrent Enrollment



## Bakersfield College's Program Resources

### Website

<https://www.bakersfieldcollege.edu/earlycollege>

### Handbooks

Dual Enrollment Instructor Handbook (2018)

Dual Enrollment Administrators Handbook (2018)

## Bakersfield College's Program Needs

### DualEnroll.com

Integration of DualEnroll.com program with Banner to automate and accelerate the registration processes for special admit students.

### Digital Resources

New digital handbook for Dual Enrollment instructors and new videos to guide students through the DualEnroll.com, college application, and update processes.

### Course Evaluation Process

A process for evaluating Dual Enrollment courses offered at the high schools to ensure that learning objectives are being met.

### Data Sharing Agreement

An approved addendum for the existing Dual Enrollment MOU that enables the college and high school district partners to share necessary student information.

## Bakersfield College's Program Opportunities

<b>Title V- Health Sciences</b>	Increase Health Science Dual Enrollment Offerings using Title V staffing and resources.
<b>Industrial Automation</b>	Implement Industrial Automation Early College pathways at Shafter High School (Certificate of Achievement) and McFarland High School (Associate Degree to Bachelor' Degree).
<b>Non-credit Courses</b>	Market non-credit Concurrent Enrollment opportunities to alternative high school locations.
<b>Homeschool Students</b>	Create concurrent enrollment pathways for homeschool and charter school students.
<b>African American Students</b>	Increase African American student participation in Early College opportunities through collaborations with A2mend advisor and other African American initiatives.
<b>Adult Education</b>	Collaborate with Adult Education team to implement a process for Adult Education students to participate in Concurrent Enrollment.

# Baseline Report: Dual Enrollment, Concurrent Enrollment, & Early College at Cerro Coso Community College

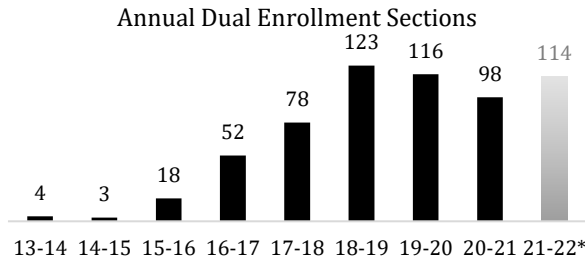
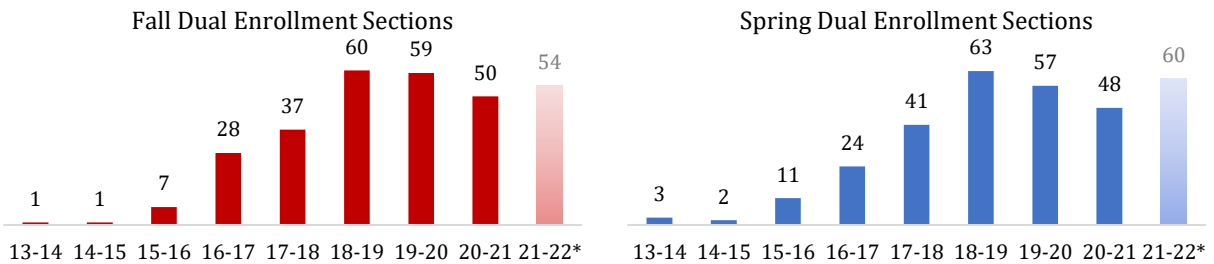
## Cerro Coso Community College's Program Definitions

<b>Dual Enrollment</b>	College courses taught on a high school location, during the high school day. The instructor can be a qualified high school teacher who meets college teaching requirements and serves as an adjunct faculty member or an assigned college faculty member.
<b>Concurrent Enrollment</b>	College courses that high school students take outside of their high school day, either through the college campus or after school on their high school campus, or online.
<b>Early College</b>	A partnership with Tehachapi High School where students attend high school courses for the first half of their high school day on the high school campus, and then come to the college campus for the rest of their high school day to take college courses.

## Dual Enrollment at Cerro Coso Community College

**High School Partners** Cerro Coso Community College has dual enrollment MOU partnerships with 8 high school districts and offers courses at 13 different high school locations. A full list high school locations and course offerings can be found in Appendix B.

**Section Count** The chart below shows the number of dual enrollment sections that Cerro Coso Community College has offered each term and academic year. The college plans to offer 114 dual enrollment sections during the 2021-2022 academic year, a 20.4% increase from 2020-2021.



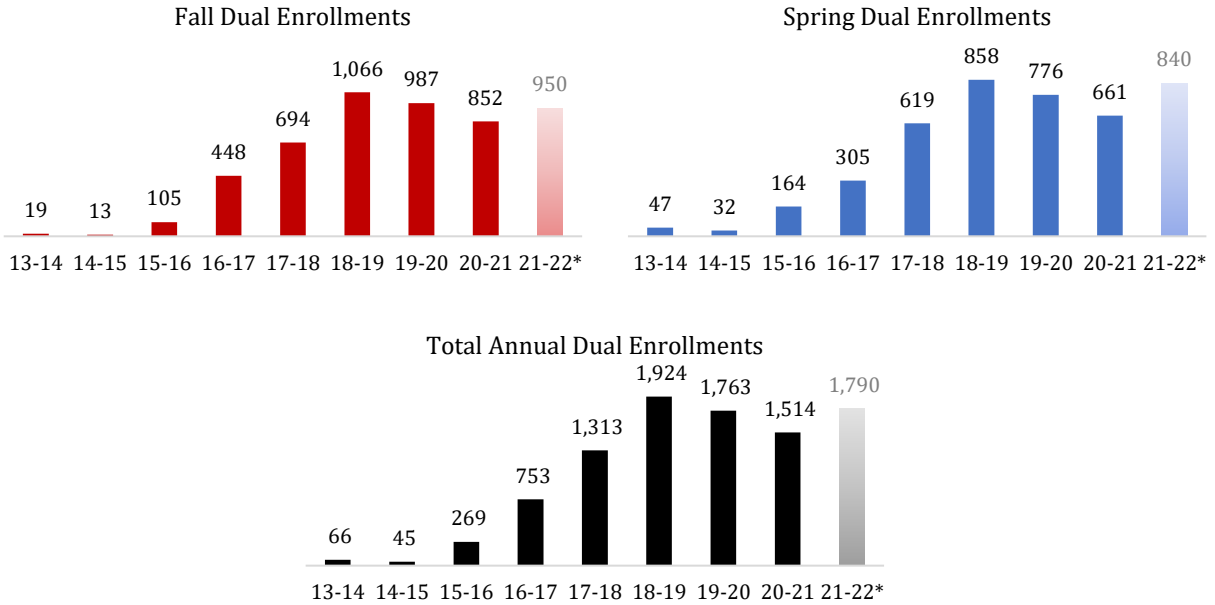
*\*21-22 section count based on course requests from high school partners*



## Dual Enrollment at Cerro Coso Community College Continued

### Enrollments

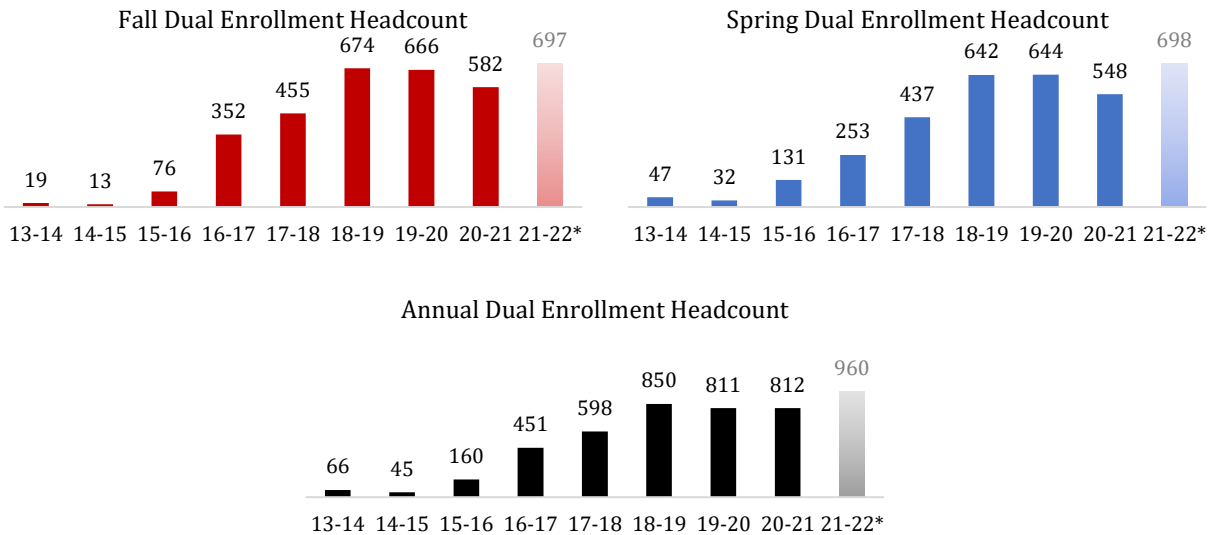
During the 2020-2021 school year, Cerro Coso had 1,514 duplicated enrollments in dual enrollment sections. Based on the number of sections planned for the 2021-2022 school year, the college is projecting that they will have 1,790 dual enrollments this year, a 18.2% increase from 2020-2021.



*\*Projections based on requested sections, see Appendix D*

### Headcount

Cerro Coso Community College is expecting a 18.2% increase in headcount proportional to the increase in enrollments expected for 2021-2022.

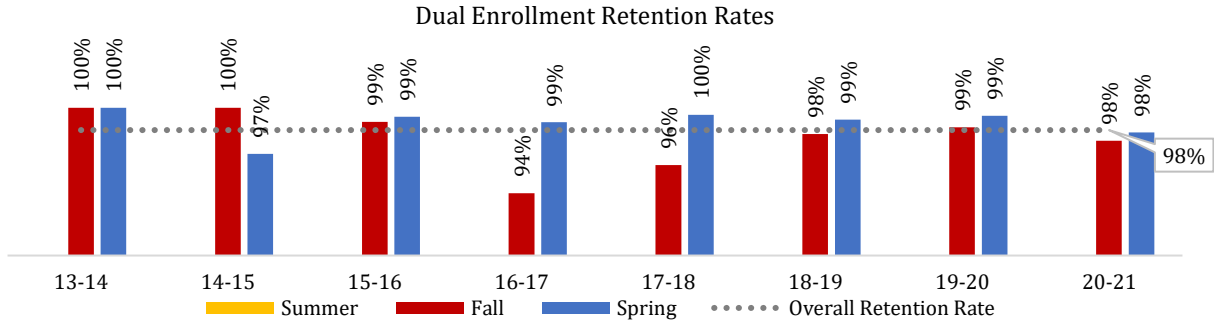


*\*Based on projected enrollments*

## Dual Enrollment at Cerro Coso Community College Continued

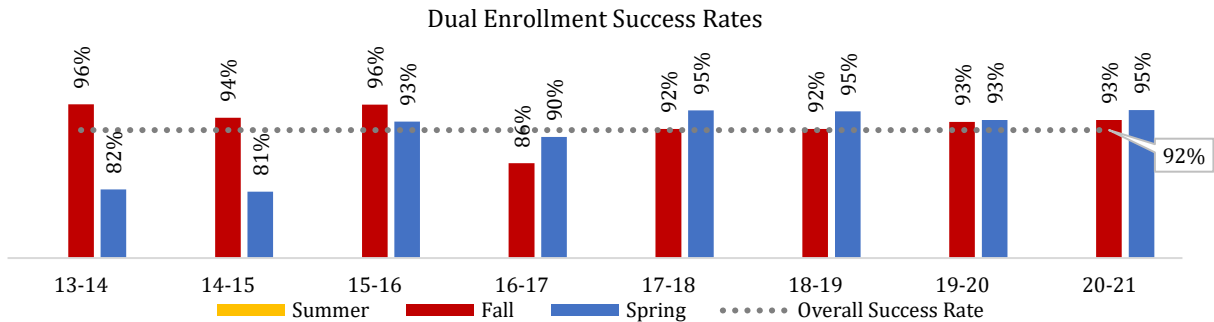
### Retention

Dual enrollment at Cerro Coso Community College since Fall 2013 has had an average retention rate of 98% after census. The chart below shows retention rates for each term.



### Success

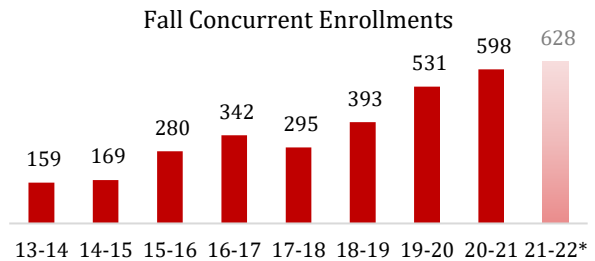
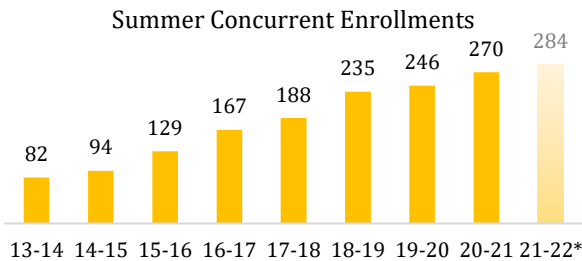
Dual enrollment courses at Cerro Coso Community College have an overall average success rate of 92%. Success rates are the percentage of census enrollments that result in a course grade of 70% or higher. The chart below shows success rates for each term.



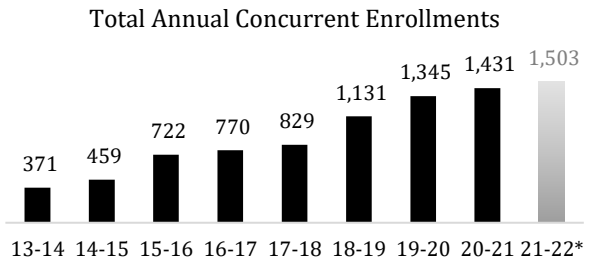
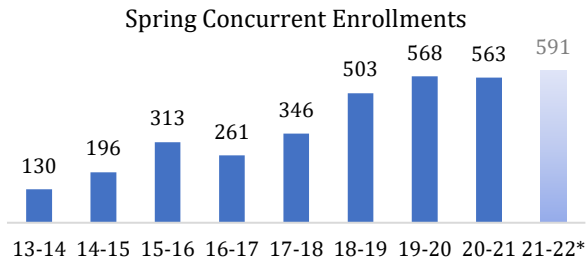
## Concurrent Enrollment at Cerro Coso Community College

### Enrollments

Concurrent enrollment at Cerro Coso Community College has increased over the years since 2015. The college is hoping for a 5% of growth in concurrent enrollments, resulting in at least 1,503 enrollments this year.



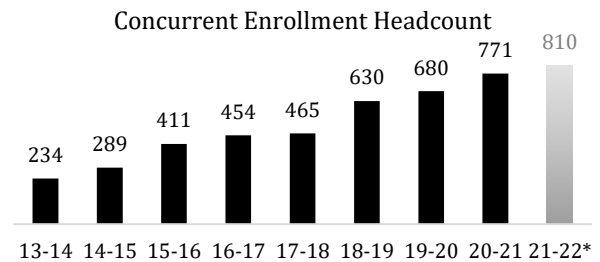
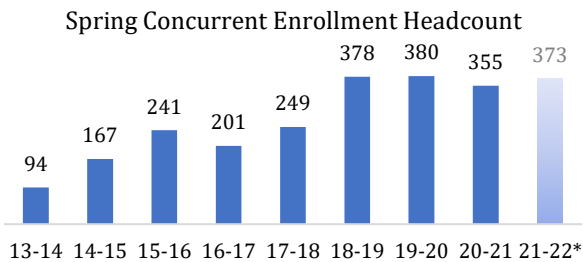
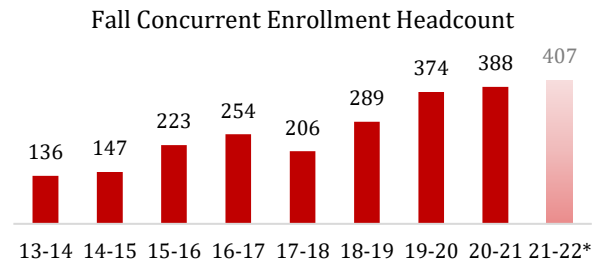
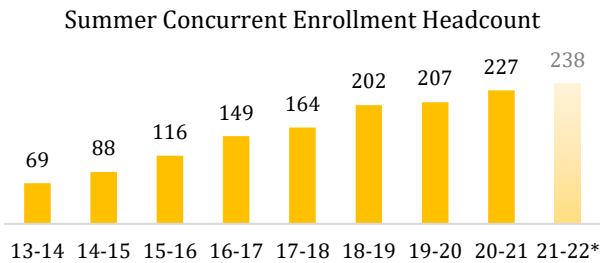
## Concurrent Enrollment at Cerro Coso Community College Continued



\*Based on 5% growth

### Headcount

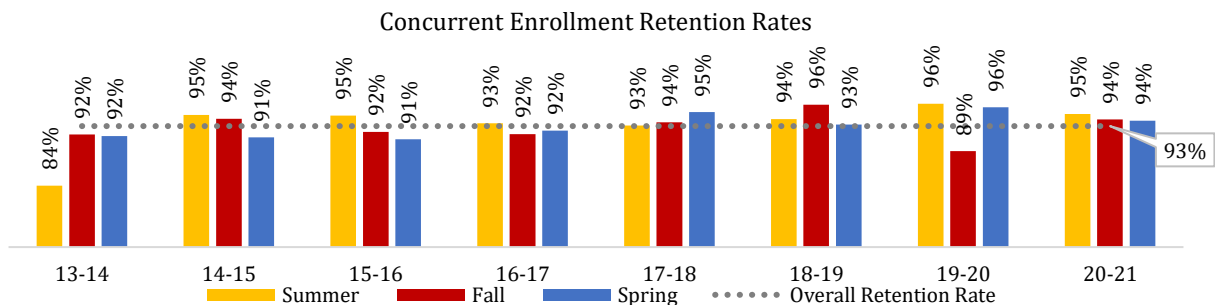
Cerro Coso Community College is hoping to also increase concurrent enrollment headcount by 5%. The charts below show headcount for each term and academic year.



\*Based on enrollment growth

### Retention

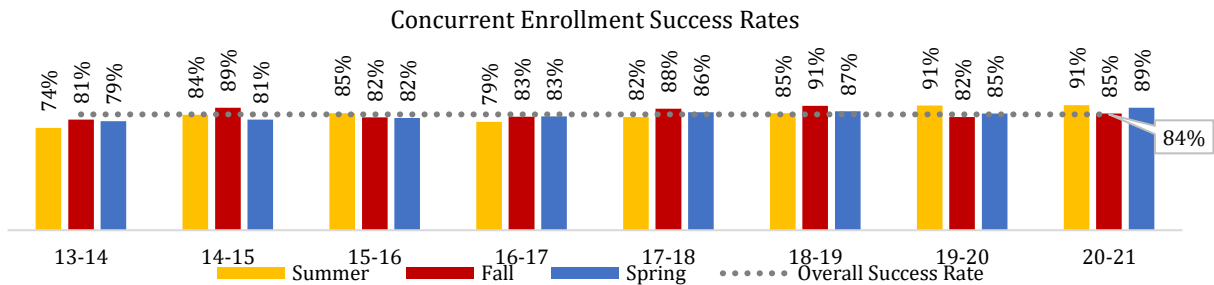
Concurrent enrollment at Cerro Coso Community College has an overall average retention rate of 93% after census. The chart below shows retention rates for each term.



## Concurrent Enrollment at Cerro Coso Community College Continued

### Success

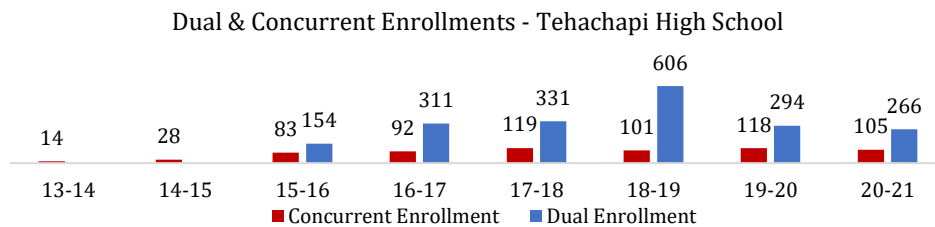
Students taking concurrent enrollment courses at Cerro Coso Community College have an overall average success rate of 81%. Success rates are the percentage of census enrollments that result in a course grade of 70% or higher. The chart below shows success rates for each term.



## Early College at Cerro Coso Community College

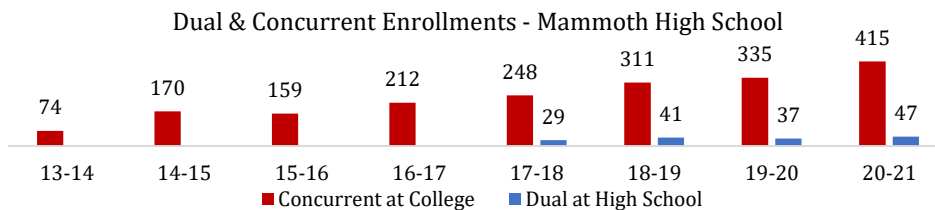
### Tehachapi High

Each term approximately 10-15 students from Tehachapi High School have a half-day schedule that allows them to take courses on the college campus in the afternoons. The chart below shows the number of dual and concurrent enrollments by academic year from Tehachapi High School.



### Mammoth High

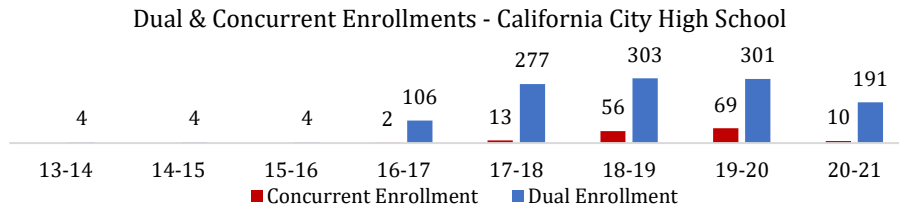
Most students from Mammoth High School who take Cerro Coso Community College classes take concurrent enrollment classes online. Students who want to earn a certificate or degree can enroll in the program of their choice online. Eight students from Mammoth High graduated with an associate degree in Spring 2021, and several other students completed between 40 and 50 units. The chart below shows the number of dual and concurrent enrollments by academic year from Mammoth High School.



## Early College at Cerro Coso Community College Continued

### California City High

A total of eight students have graduated from California City High School with an associate degree from Cerro Coso Community College. The college hopes to expand degree and certificate courses offerings at the high school to increase the number of students completing certificates and degrees. The chart below shows the number of dual and concurrent enrollments by academic year from California City High School.



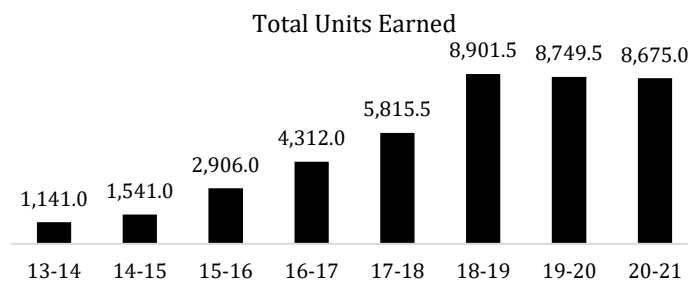
### Completion Pathways

In addition to the Early College program with Tehachapi High School, Cerro Coso has had other students complete certificates or degrees through pathways offered onsite at high school locations as well. These certificate and degree opportunities are listed by high school below.

Certificate/Degree	High School(s)
Liberal Studies AA Degree	California City High School Mammoth High School Tehachapi High School
Medical Assisting Certificate	Cesar Chavez High School Delano High School Robert F. Kennedy High School
Business Certificate	California City High School

### Units Earned

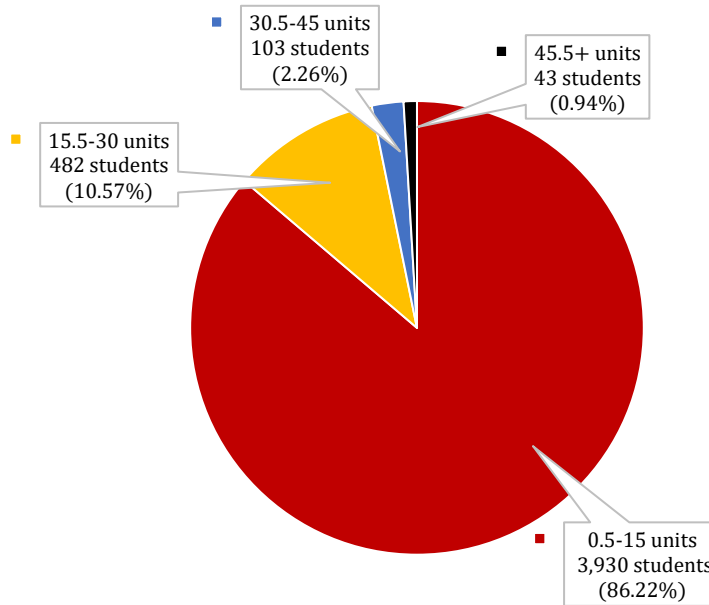
The chart below details the total units that high school students have earned through dual or concurrent enrollment opportunities at Cerro Coso Community College each term. Since Fall 2013, a total of 42,041.5 units have been earned by high school students taking dual and/or concurrent enrollment courses through Cerro Coso Community College.



## Early College at Cerro Coso Community College Continued

**Progress Towards Degree** The chart below shows the number and percentage of students who have completed a total of 0.5-15 units, 15.5-30 units, 30.5-45 units, and 45 or more units. Most high school students in Cerro Coso Community College's programs have completed between 0.5 and 15 units, but over 628 students (13.77%) have completed over 15 units, 146 of those students (3.2%) completed more than 30 units, and 43 of those students (0.94%) completed over 45 units.

Percentage of Students by Total Units Earned (2013-Present)

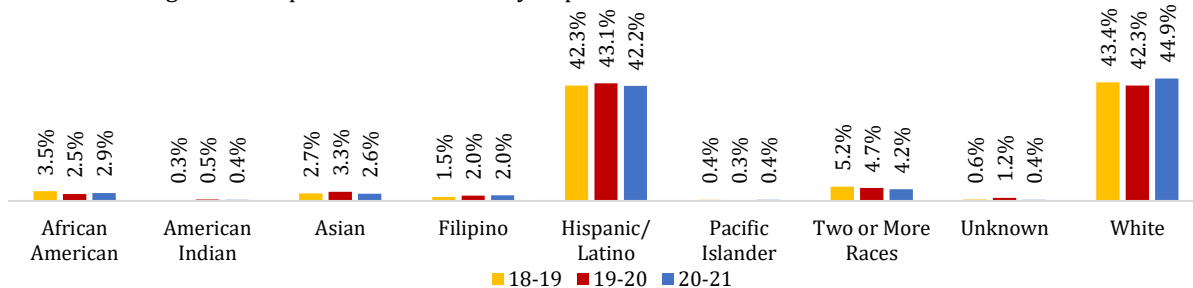


## Dual & Concurrent Enrollment Student Demographics

### Ethnicity

The below chart shows the student ethnicity breakdown in dual and concurrent enrollment courses at Cerro Coso Community College over the last three years. Most dual and concurrent enrollment students at Cerro Coso Community College are either Hispanic/Latino or White.

High School Special Admit Ethnicity Representation in Dual & Concurrent Enrollment

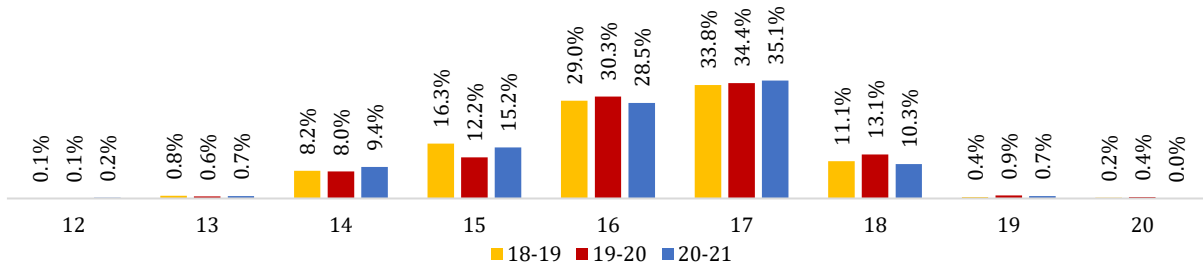


## Dual & Concurrent Enrollment Student Demographics Continued

### Age

The chart below shows the student age breakdown in dual and concurrent enrollment courses at Cerro Coso Community College over the last three years. Most students participating are between 16 and 17 years old, which would be mostly high school students in 11<sup>th</sup> and 12<sup>th</sup> grade.

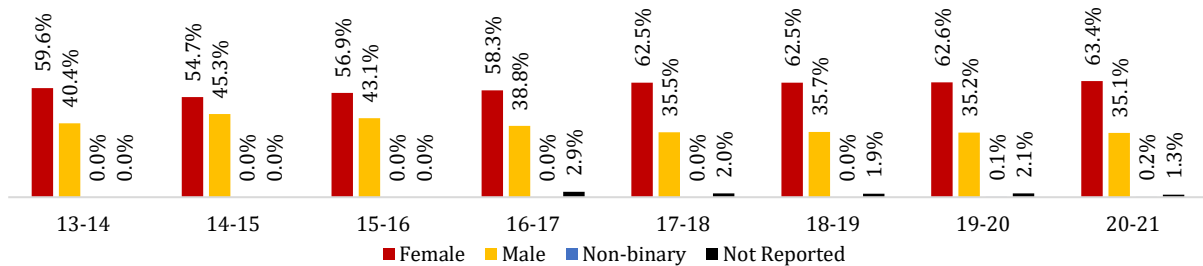
High School Special Admit Age Representation in Dual & Concurrent Enrollment



### Gender

The chart below shows the student gender breakdown in dual and concurrent enrollment courses at Cerro Coso Community College since 2013. Historically, the college has had more female students than male students participate in dual and concurrent enrollment.

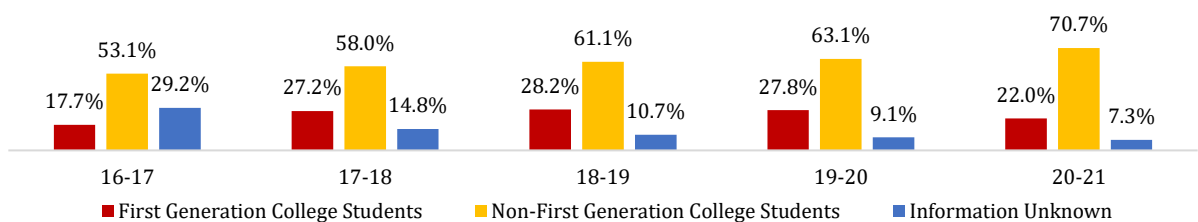
High School Special Admit Gender Representation in Dual & Concurrent Enrollment



### First Generation

The chart below shows the percentage of students participating in dual and concurrent enrollment courses at Cerro Coso Community College who are first generation college students. The majority of students participating in these opportunities through the college are not first-generation college students. This data is mostly unknown prior to 2016.

High School Special Admit First Generation Student Representation in Dual & Concurrent Enrollment



## Cerro Coso Community College's Program Resources

<b>Website</b>	<a href="https://www.cerrocoso.edu/student-services/admissions/concurrent-high-school-students">https://www.cerrocoso.edu/student-services/admissions/concurrent-high-school-students</a>
<b>Resources</b>	<a href="#">Student/Parent Dual Enrollment Handbook</a> Faculty 411 Canvas Course

## Cerro Coso Community College's Program Opportunities

<b>Cal. City High School</b>	Implementing new business certificate program at Cal. City High School this year.
<b>Burroughs High School</b>	Work on strengthening communications from both sides of the partnership to identify and work through obstacles and grow the partnership.
<b>Tehachapi High School</b>	Look at new course/program opportunities in Chemistry, CTE, and Paralegal Studies.
<b>Mammoth High School</b>	Collaborate with high school to define and publicize Early College partnership that allows students to earn associate degrees while in high school through both dual and concurrent enrollment.
<b>Adult Education</b>	Use existing concurrent enrollment form and process to implement a concurrent enrollment process for Adult Education students. Utilize Adult Education locations to offer courses for concurrent enrollment Adult Education students as well as students from the community.
<b>Juvenile Schools</b>	Explore opportunities for offering dual or concurrent enrollment courses at juvenile detention sites.

## Cerro Coso Community College's Program Needs

<b>DualEnroll.com</b>	Adopt DualEnroll.com program to replace paper dual and concurrent enrollment form.
<b>Marketing</b>	Update college website and collaborate with the district to get the word out about the opportunities available through Cerro Coso Community College.
<b>CCAP Agreement</b>	Explore the possibility of piloting a CCAP Agreement with partners who would like students to be able to take more than 11 units per term.
<b>Advisor/Counselor</b>	An outreach and early college advisor/counselor focused exclusively on dual enrollment to ensure that all high school students in dual enrollment courses get enrolled.



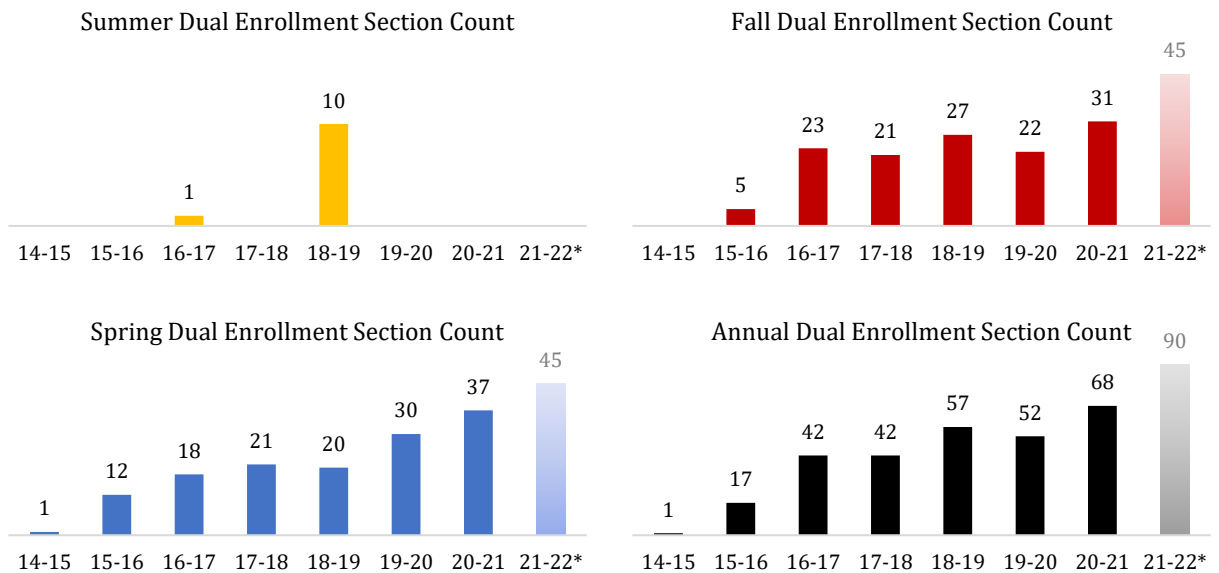
# Baseline Report: Dual Enrollment, Concurrent Enrollment, & Early College at Porterville College

## Program Definitions

<b>Dual Enrollment</b>	College course taught on the high school campus during regular high school hours. The instructor can be a qualified high school teacher who meets college teaching requirements and serves as an adjunct faculty member or an assigned college faculty member.
<b>Concurrent Enrollment</b>	High school students taking college courses on the Porterville College campus, online, or after school on the high school site.
<b>Early College</b>	A coordinated partnership with a local high school that allows high school students to earn an associate degree, a certificate, and/or 30-60 units of transferable college credit.

## Dual Enrollment at Porterville College

<b>High School Partners</b>	Dual Enrollment at Porterville College began with 1 section and 27 students in Spring of 2015. Today, Porterville College offers dual enrollment courses at 8 high schools. A complete list of their dual enrollment partners and courses offered can be found in Appendix C.
<b>Section Count</b>	The chart below shows the number of dual enrollment sections offered by Porterville College each year. The college plans to offer 90 dual enrollment sections during the 2021-2022 school year, a 32.4% increase from 2020-2021.

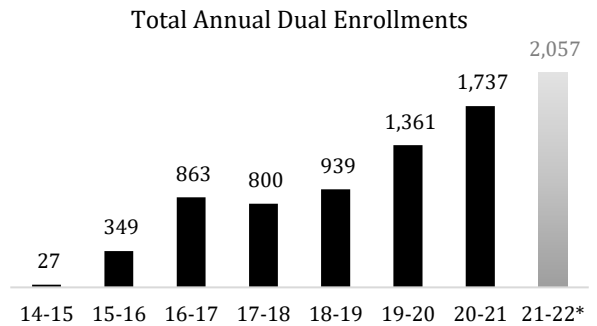
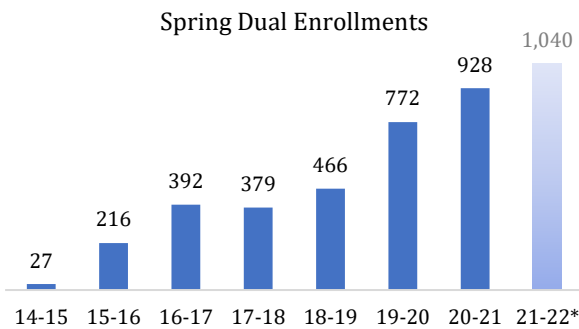
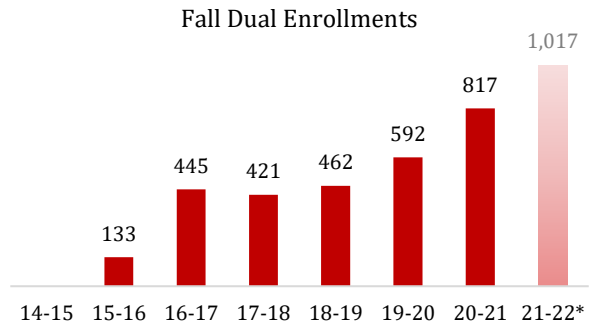
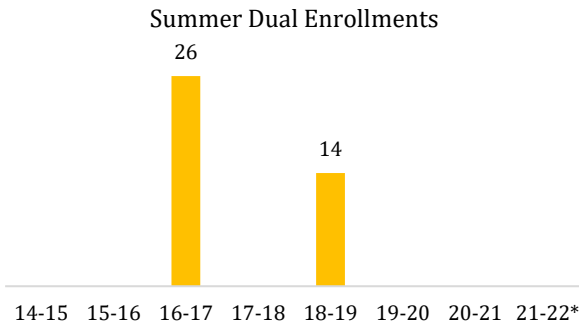


\*21-22 section count based on course requests from high school partners

## Dual Enrollment at Porterville College Continued

### Enrollments

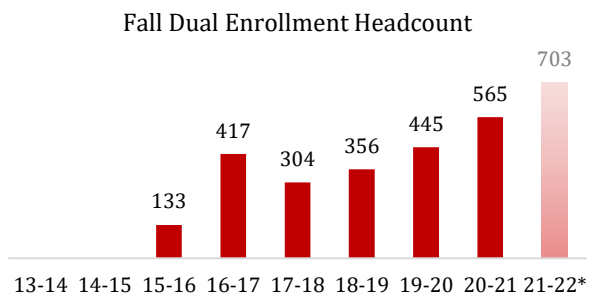
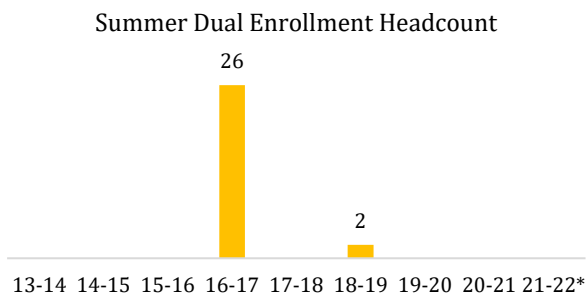
The dual enrollment program at Porterville College has experienced a steady growth over the last 4 years. With 90 dual enrollment sections planned for the school year, PC is projecting that they will have 2,057 dual enrollments in 2021-2022, an 18.4% growth from 2020-2021.



*\*Projections based on requested sections, see Appendix D*

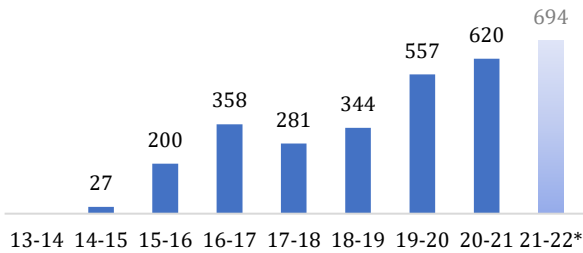
### Headcount

Porterville College is expecting an 18.4% increase in headcount for the 2021-2022 school year, proportional to the increase in enrollments expected for the upcoming year.

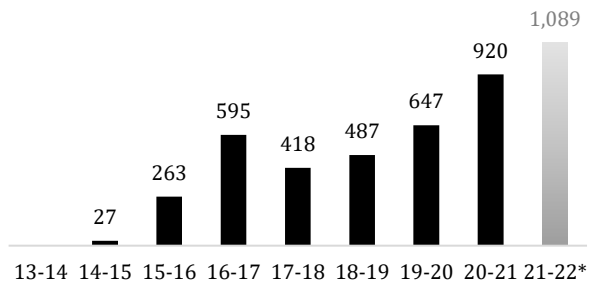


## Dual Enrollment at Porterville College Continued

Spring Dual Enrollment Headcount



Total Annual Dual Enrollment Headcount

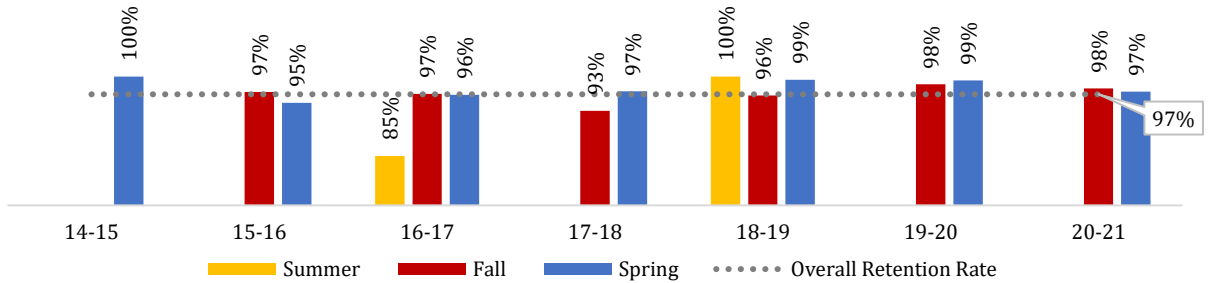


\*Based on projected enrollments

### Retention

Dual enrollment courses at Porterville College have an overall average retention rate of 97% after census. The chart below shows retention rates for each term.

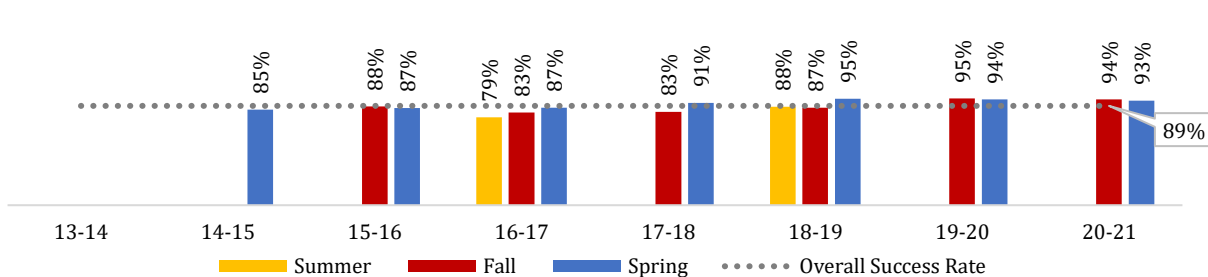
Dual Enrollment Retention Rates



### Success

Dual enrollment courses at Porterville College have an overall average success rate of 89%. Success rate represents the percentage of census enrollments that resulted in a course grade of 70% or higher. The chart below shows success rates for each term.

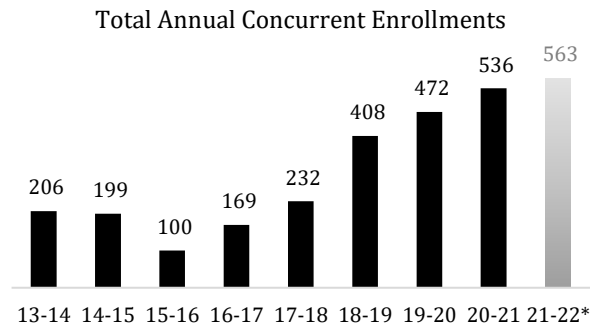
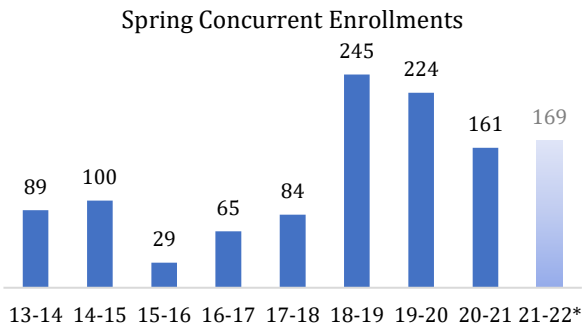
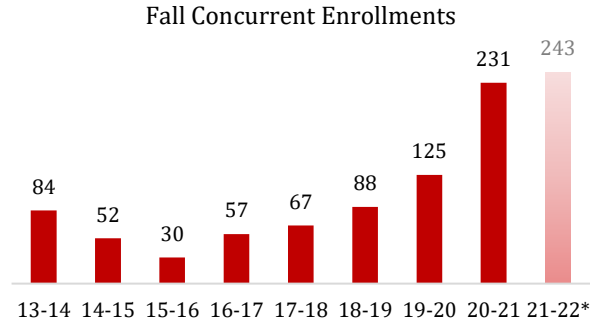
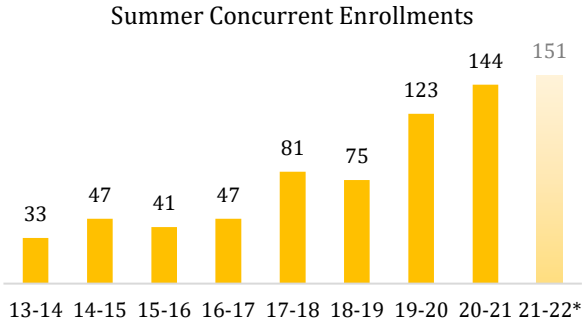
Dual Enrollment Success Rates



## Concurrent Enrollment at Porterville College

### Enrollments

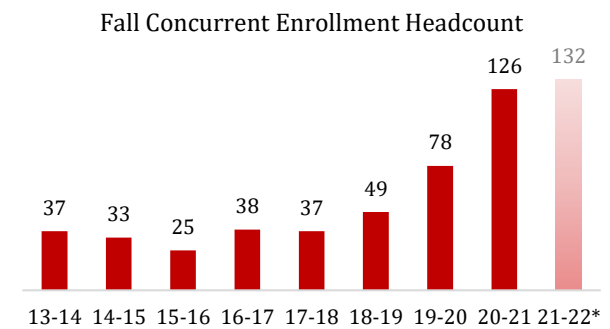
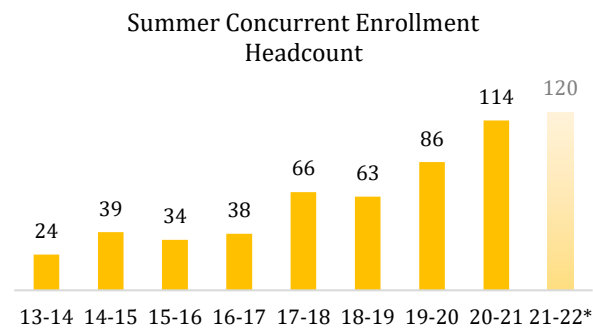
Concurrent enrollment at Porterville College has increased over the years since 2015. This year, the college is hoping for 5% of growth in concurrent enrollment participation, resulting in at least 563 enrollments.



*\*Based on projections, see Appendix E*

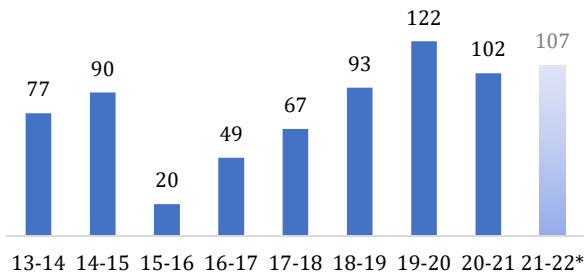
### Headcount

Based on the goal to increase concurrent enrollments by 5% for the 2021-2022 school year, Porterville College is also hoping to increase concurrent enrollment headcount by 5%.

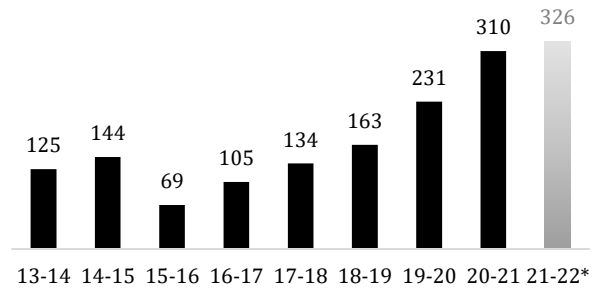


## Concurrent Enrollment at Porterville College Continued

Spring Concurrent Enrollment Headcount



Annual Concurrent Enrollment Headcount

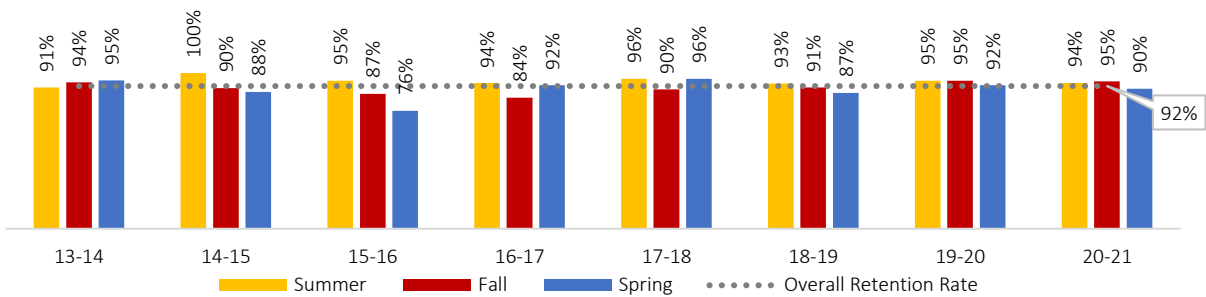


\*Based on projected enrollments

### Retention

Concurrent enrollment courses at Porterville College have an overall average retention rate of 92% after census. The chart below shows retention rates for each term.

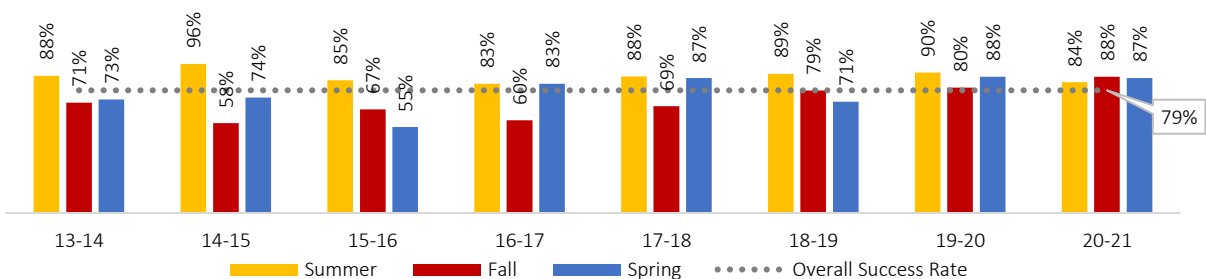
Concurrent Enrollment Retention Rates



### Success

Concurrent enrollment courses at Porterville College have an overall average success rate of 79%. Success rate represents the percentage of census enrollments that resulted in a course grade of 70% or higher. The chart below shows success rates for each term.

Concurrent Enrollment Success Rates

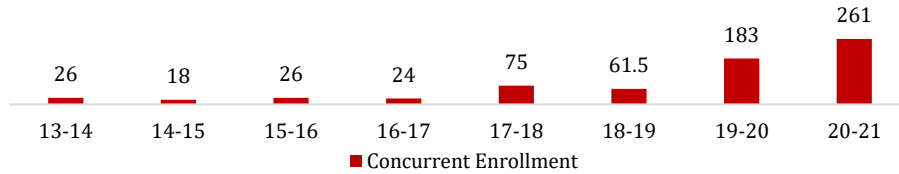


## Early College at Porterville College

### Lindsey High School

Porterville College began a program with Lindsay High School called Cardinal Early College Academy about two years ago. Since then, a group of 40 to 50 students from high school have taken concurrent enrollment courses through Porterville College in pursuit of an associate degree. The chart below shows the growth of concurrent enrollments from this partnership.

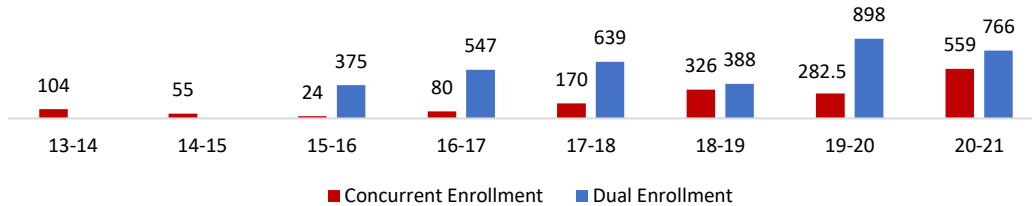
Lindsay Senior High School Enrollments



### Summit Charter

Porterville College offers both dual enrollment courses and after school concurrent enrollment courses at Summit Charter Academy. The charter high school has developed pathways for students to complete an associate degree, and they had their first graduates in 2021. Porterville College is working with the high school to increase participation in their degree completion pathway to all students entering high school in the 9<sup>th</sup> grade by Fall 2023. The chart below shows dual and concurrent enrollments from Summit Charter Academy.

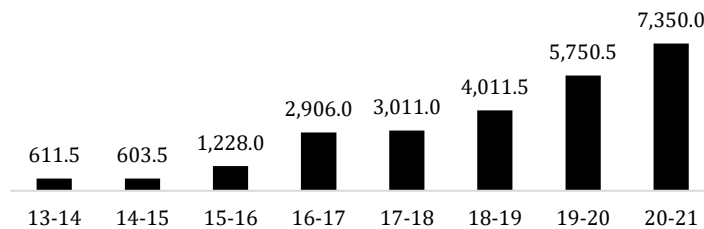
Dual & Concurrent Enrollments at Summit Charter Academy



### Units Earned

The chart below details the total units that high school students have earned through dual or concurrent enrollment opportunities at Porterville College. Since Summer 2013, a total of 25,472 units have been earned by high school students taking dual and/or concurrent enrollment courses through Porterville College.

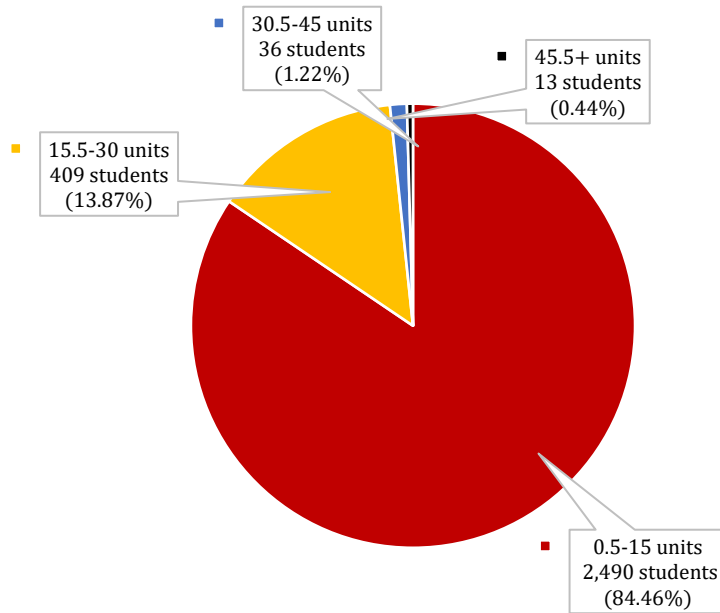
Total Dual and Concurrent Enrollment Units Earned



## Early College at Porterville College Continued

**Progress Towards Degree** The chart below shows the number and percentage of students who have completed a total of 0.5-15 units, 15.5-30 units, 30.5-45 units, and 45 or more units. Most high school students in Porterville College’s programs have completed between 0.5 and 15 units, but over 458 students (15.53%) have completed over 15 units, 49 of those students (1.66%) completed more than 30 units, and 13 of those students (0.44%) completed over 45 units.

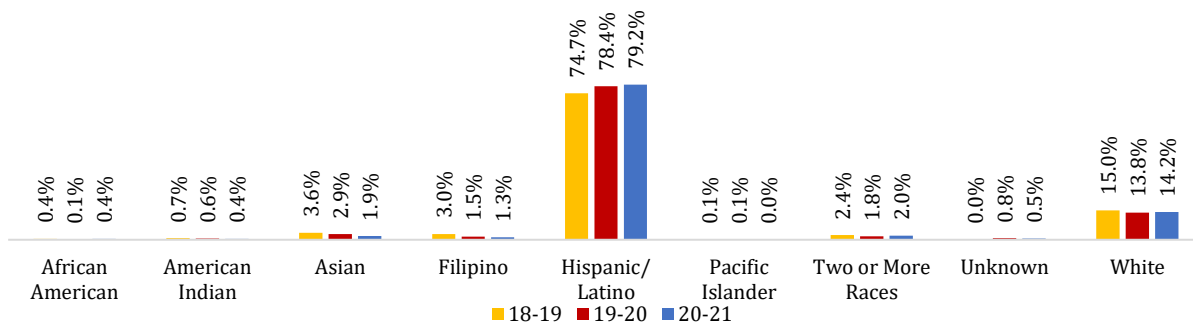
Percentage of Students by Total Units Earned (2013-Present)



## Dual & Concurrent Enrollment Student Demographics

**Ethnicity** The chart shows the student ethnicity breakdown in dual and concurrent enrollment courses at Porterville College over the last three years. Most dual and concurrent enrollment students at Porterville College are Hispanic/Latino.

High School Special Admit Ethnicity Representation in Dual & Concurrent Enrollment

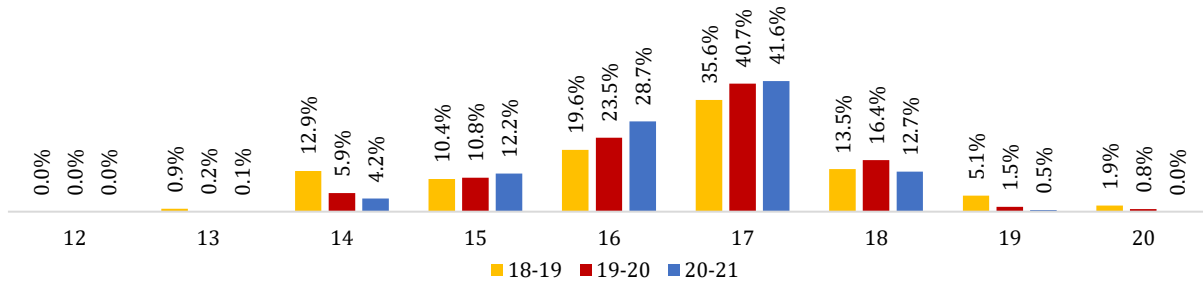


## Dual & Concurrent Enrollment Student Demographics Continued

### Age

The chart shows the student age breakdown in dual and concurrent enrollment courses at Porterville College over the last three years. Most students participating are between 16 and 17 years old, which would be mostly high school students in 11<sup>th</sup> and 12<sup>th</sup> grade.

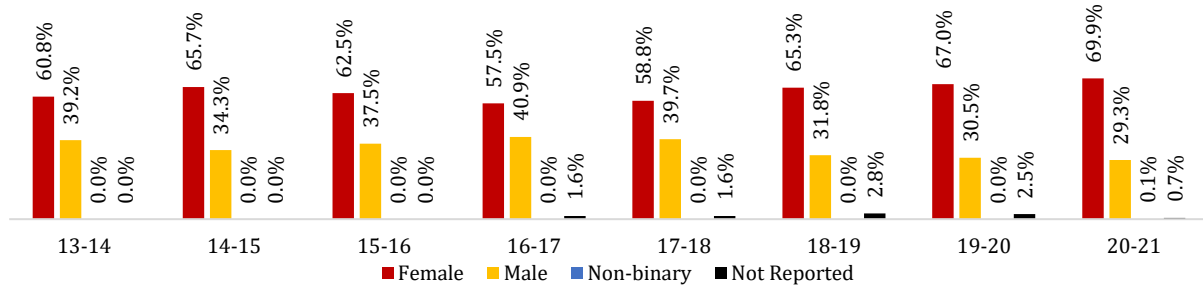
High School Special Admit Age Representation in Dual & Concurrent Enrollment



### Gender

The chart shows the student gender breakdown in dual and concurrent enrollment courses at Porterville College over the last three years. Historically, more female students than male students participate in dual and concurrent enrollment opportunities.

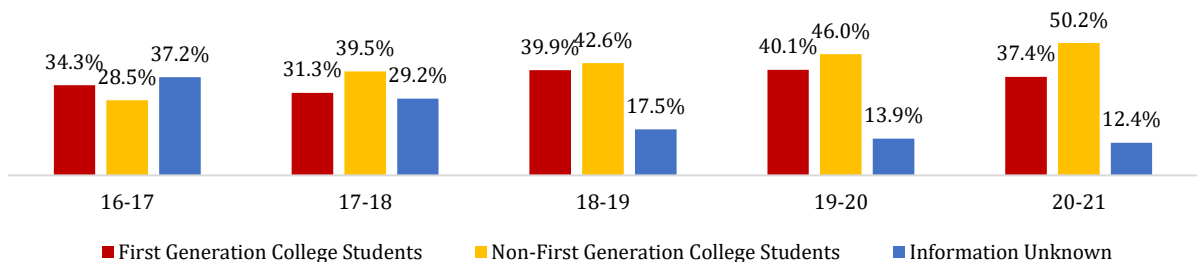
High School Special Admit Gender Representation in Dual & Concurrent Enrollment



### First Generation

The chart shows the percentage of students participating in dual and concurrent enrollment courses at Porterville College who are first generation college students. This data is mostly unknown prior to 2016.

High School Special Admit First Generation Student Representation in Dual & Concurrent Enrollment





## Porterville College's Program Resources

<b>Website</b>	<a href="https://www.portervillecollege.edu/fast-track-college/fast-track-college-program">https://www.portervillecollege.edu/fast-track-college/fast-track-college-program</a>
<b>Handbooks</b>	<a href="#">Student/Parent Handbook</a> <a href="#">Instructor/Administrator Handbook</a>

## Porterville College's Program Opportunities

<b>Rebranding</b>	Clarify program terms and definitions.
<b>"Golden Four"</b>	Expand course offerings at high schools, with a special focus of offering the "Golden Four" at each high school location.
<b>Industrial Maintenance</b>	Collaborate with new faculty in Porterville Unified School District to determine course and pathway opportunities in the high schools.
<b>Burton School District</b>	Explore opportunity to launch a full-scale Early College in Partnership with Burton School District at Summit Charter Collegiate Academy.

## Porterville College's Program Needs

<b>DualEnroll.com</b>	Replace paper process with DualEnroll.com and integrate the program with Banner to decrease manual processes.
<b>Resources</b>	Update the Student/Parent Handbook, Faculty Handbook, and the program website.
<b>Research</b>	Research and articulate answers to the following questions: (1) What is the return on invest (ROI) for dual and concurrent enrollment? (2) Who is benefitting from dual enrollment, and who is not? What is the college's role in bridging any gaps? And the high school's role?
<b>Marketing</b>	Create videos, social media platforms, and resources to market the growing dual enrollment, concurrent enrollment, and early college programs to the community.

**Appendix A: Bakersfield College Dual Enrollment High School Partners**

<b>Bakersfield College Dual Enrollment Program Summary</b>						
<b>Number of High School Dual Enrollment Partners: 39</b> <b>Final Summer Dual Enrollment Section Count: 70</b> <b>Expected Fall Dual Enrollment Section Count: 355</b> <b>Expected Spring Dual Enrollment Section Count: 453</b> <b>Total Dual Enrollment Section Count: 878</b>						
<b>Delano Joint Union High School District</b>						
<b>Cesar Chavez High School</b>	<b>Summer Courses</b>	<b>Section Count</b>	<b>Fall Courses</b>	<b>Section Count</b>	<b>Spring Courses</b>	<b>Section Count</b>
			COMP B5	5	TBD	5
			HIST B17A	3	TBD	3
			HIST B4A	3	TBD	3
			SOCI B1	1	TBD	1
			SPAN B1	1	TBD	1
	<b>Summer Total:</b>	<b>0</b>	<b>Fall Total:</b>	<b>13</b>	<b>Spring Total:</b>	<b>13</b>
	<b>Cesar Chavez High School Section Total: 26</b>					
<b>Delano High School</b>	<b>Summer Courses</b>	<b>Section Count</b>	<b>Fall Courses</b>	<b>Section Count</b>	<b>Spring Courses</b>	<b>Section Count</b>
			AGBSB3	1	TBD	1
			COMP B5	8	TBD	8
			ENGL B1A	4	TBD	4
			HIST B17A	4	TBD	4
			HIST B4A	2	TBD	2
			HLED B1	1	TBD	1
			MCAG B3	2	TBD	2
			SPAN B1	3	TBD	3
			STDV B3	1	TBD	1
			WELDB53A	1	TBD	1
	<b>Summer Total:</b>	<b>0</b>	<b>Fall Total:</b>	<b>27</b>	<b>Spring Total:</b>	<b>27</b>
	<b>Delano High School Section Total: 54</b>					
<b>Robert F. Kennedy High School</b>	<b>Summer Courses</b>	<b>Section Count</b>	<b>Fall Courses</b>	<b>Section Count</b>	<b>Spring Courses</b>	<b>Section Count</b>
			COMP B5	6	TBD	6
			ELET B1A	1	TBD	1
			ELET B3	1	TBD	1
			ENGL B1A	2	TBD	2
			HIST B17A	2	TBD	2
			HIST B4A	3	TBD	3
			POLS B1	1	TBD	1
			SPAN B1	2	TBD	2
			STDV B3	1	TBD	1
	<b>Summer Total:</b>	<b>0</b>	<b>Fall Total:</b>	<b>19</b>	<b>Spring Total:</b>	<b>19</b>
	<b>Robert F. Kennedy High School Section Total: 38</b>					
<b>Valley Continuation High School</b>	<b>Summer Courses</b>	<b>Section Count</b>	<b>Fall Courses</b>	<b>Section Count</b>	<b>Spring Courses</b>	<b>Section Count</b>
			STDV B3	1	TBD	1
	<b>Summer Total:</b>	<b>0</b>	<b>Fall Total:</b>	<b>1</b>	<b>Spring Total:</b>	<b>1</b>
	<b>Valley Continuation High School Section Total: 2</b>					
<b>Delano Joint Union High School District Section Total: 120</b>						
<b>El Tejon Unified School District</b>						
<b>Frazier Mountain High School</b>	<b>Summer Courses</b>	<b>Section Count</b>	<b>Fall Courses</b>	<b>Section Count</b>	<b>Spring Courses</b>	<b>Section Count</b>
			SOCI B1	1	PSYC B1A	1
					STDV B3	1
	<b>Summer Total:</b>	<b>0</b>	<b>Fall Total:</b>	<b>1</b>	<b>Spring Total:</b>	<b>2</b>
	<b>Frazier Mountain High School Section Total: 3</b>					
<b>El Tejon Unified School District Section Total: 3</b>						
<b>Kern High School District</b>						
<b>Arvin High School</b>	<b>Summer Courses</b>	<b>Section Count</b>	<b>Fall Courses</b>	<b>Section Count</b>	<b>Spring Courses</b>	<b>Section Count</b>
	COMM B1	1	AGBS B3	1	ART B2	1
	SOCI B1	1	ENGL B1A	3	ORNH B36	2
	PSYC B1A	1	STDV B3	12	MCAG B2	1
	MATH B22	1	STDV B3	12	AGBS B6	1
			COMM B5	1	STDV B3	12
			COMM B6	1	ENGL B1B	3
			COMM B8	1	ENGL B1A	2
					COMM B1	2
					COMM B7	1
					ART B1	1
					POLS B1	1
					HSCI B17	2
					BSAD B20	6

BSAD B40 3  
 MEDS B37 2

**Summer Total: 4      Fall Total: 31      Spring Total: 40**  
**Arvin High School Section Total: 71**

<b>Bakersfield High School</b>	<b>Summer Courses</b>	<b>Section Count</b>	<b>Fall Courses</b>	<b>Section Count</b>	<b>Spring Courses</b>	<b>Section Count</b>
			KINS B1A	1	EDUC B9	1
			STDV B3	5	ART B10	1
			EDUC B10	1	ANSC B1	1
			EDUC B3	1	ELET B1A	1
			ENGL B1A	2	WOOD B1	2
			HIST B17A	3	MUSC B2	1
			MUSC B40	1	HIST B4B	2
					HIST B17B	4
					GEOL B10	2
					ENGL B1B	2
					STDV B3	6
					KINS B3A	1
				ORNH B36	1	
	<b>Summer Total:</b>	<b>0</b>	<b>Fall Total:</b>	<b>14</b>	<b>Spring Total:</b>	<b>25</b>

**Bakersfield High School Section Total: 39**

<b>Centennial High School</b>	<b>Summer Courses</b>	<b>Section Count</b>	<b>Fall Courses</b>	<b>Section Count</b>	<b>Spring Courses</b>	<b>Section Count</b>
			ARCH B1	2	PHSY B2A	2
			HIST B17A	3	INDR B12	2
			STDV B3	1	HIST B17B	3
	<b>Summer Total:</b>	<b>0</b>	<b>Fall Total:</b>	<b>6</b>	<b>Spring Total:</b>	<b>7</b>

**Centennial High School Section Total: 13**

<b>Career &amp; Technical Education Center (CTEC)</b>	<b>Summer Courses</b>	<b>Section Count</b>	<b>Fall Courses</b>	<b>Section Count</b>	<b>Spring Courses</b>	<b>Section Count</b>	
			ART B20	3	EDUC B9	1	
			BSAD B49A	2	EDUC B10	1	
			CHDV B21	1	ELET B3	2	
			CRIM B1	2	ELET B1B	2	
			FIRE B1	3	EMTC B51	3	
			MEDS B37	5	ART B24	1	
			OSRM B51	1	BSAD B29	1	
			OSRM B52	1	HSCI B17	5	
			OSRM B53	1	OSRM B10	1	
			OSRM B54	1			
			OSRM B56	1			
		<b>Summer Total:</b>	<b>0</b>	<b>Fall Total:</b>	<b>21</b>	<b>Spring Total:</b>	<b>17</b>

**Career and Technical Education Center (CTEC) Section Total: 38**

<b>East High School</b>	<b>Summer Courses</b>	<b>Section Count</b>	<b>Fall Courses</b>	<b>Section Count</b>	<b>Spring Courses</b>	<b>Section Count</b>
			HSCI B17	1	PSYC B1B	1
			PSYC B1A	1	BSAD B20	2
					ENGL B1A	2
				MEDS B37	1	
	<b>Summer Total:</b>	<b>0</b>	<b>Fall Total:</b>	<b>2</b>	<b>Spring Total:</b>	<b>6</b>

**East High School Section Total: 8**

<b>Foothill High School</b>	<b>Summer Courses</b>	<b>Section Count</b>	<b>Fall Courses</b>	<b>Section Count</b>	<b>Spring Courses</b>	<b>Section Count</b>
			HIST B1	2	INDR B12	2
			HIST B17A	2	SPAN B1	3
					ENGL B1A	3
					HIST B17B	2
				HIST B2	2	
	<b>Summer Total:</b>	<b>0</b>	<b>Fall Total:</b>	<b>4</b>	<b>Spring Total:</b>	<b>12</b>

**Foothill High School Section Total: 16**

<b>Frontier High School</b>	<b>Summer Courses</b>	<b>Section Count</b>	<b>Fall Courses</b>	<b>Section Count</b>	<b>Spring Courses</b>	<b>Section Count</b>
	PSYC B1A	1	ENGL B1A	4	ART B16	1
			PSYC B1A	2	ELET B1A	2
			STDV B3	6	ANSC B1	1
					ORNH B36	1
					ENGL B1B	4
					STDV B3	5
				AGBS B6	1	
				PSYC B1B	3	
	<b>Summer Total:</b>	<b>1</b>	<b>Fall Total:</b>	<b>12</b>	<b>Spring Total:</b>	<b>18</b>

**Frontier High School Section Total: 30**

<b>Highland High School</b>	<b>Summer Courses</b>	<b>Section Count</b>	<b>Fall Courses</b>	<b>Section Count</b>	<b>Spring Courses</b>	<b>Section Count</b>
			STDV B3	8	MCAG B2	2

					STDV B3	9
	<b>Summer Total:</b>	<b>0</b>	<b>Fall Total:</b>	<b>8</b>	<b>Spring Total:</b>	<b>11</b>
					<b>Highland High School Section Total: 19</b>	
<b>Independence High School</b>	<b>Summer Courses</b>	<b>Section Count</b>	<b>Fall Courses</b>	<b>Section Count</b>	<b>Spring Courses</b>	<b>Section Count</b>
			ENGL B1A	2	ART B16	3
			STDV B3	6	ART B46	2
					ART B20	2
					ELET B1A	2
					ORNH B36	1
					MCAG B2	2
					MCAG B10	2
					STDV B3	11
					ENGL B1A	1
					ENGL B1B	1
					AGBS B6	1
	<b>Summer Total:</b>	<b>0</b>	<b>Fall Total:</b>	<b>8</b>	<b>Spring Total:</b>	<b>28</b>
					<b>Independence High School Section Total: 36</b>	
<b>Kern Learn Alternative High School</b>	<b>Summer Courses</b>	<b>Section Count</b>	<b>Fall Courses</b>	<b>Section Count</b>	<b>Spring Courses</b>	<b>Section Count</b>
			STDV B3	1	ENGL B1A	1
					SPAN B1	1
					STDV B3	1
	<b>Summer Total:</b>	<b>0</b>	<b>Fall Total:</b>	<b>1</b>	<b>Spring Total:</b>	<b>3</b>
					<b>Kern Learn Alternative High School Section Total: 4</b>	
<b>KHSD Early College Pathways</b>	<b>Summer Courses</b>	<b>Section Count</b>	<b>Fall Courses</b>	<b>Section Count</b>	<b>Spring Courses</b>	<b>Section Count</b>
	BIOL B11	2	ART B1	1	COMM B1	4
	CRIM B1	1	BIOL B32	1	PSYC B1A	2
	ECON B1	1	CRIM B1	1	ART B1	2
	ELET B70	2	CRIM B5	1	GEOL B10	1
	HIST B1	2	CRIM B8	1	GEOL B10L	1
	HIST B17A	1	ELET B1A	1	PSYC B1B	1
	HIST B17B	1	ELET B1B	1	PSYC B20	1
	HIST B2	2	ELET B3	1	PSYC B5	1
	MEDS B37	1	GEOL B10	2	PSYC B33	1
	PBHS B20	1	GEOL B10L	2	ENGL B1A	1
	POLS B1	1	HEIT B10	1	ELET B1B	1
	PSYC B1A	1	PBHS B20	1	ELET B3	1
	STDV B6	4	PBHS B21	1	ELET B58	1
			PBHS B22	1	STDV B6	1
			PSYC B1A	4	HSCI B17	1
			SOCI B1	1	PBHS B22	1
					BIOL B33	1
	<b>Summer Total:</b>	<b>20</b>	<b>Fall Total:</b>	<b>21</b>	<b>Spring Total:</b>	<b>22</b>
					<b>KHSD Early College Pathways (CTEC &amp; BCSW) Section Total: 43</b>	
<b>Liberty High School</b>	<b>Summer Courses</b>	<b>Section Count</b>	<b>Fall Courses</b>	<b>Section Count</b>	<b>Spring Courses</b>	<b>Section Count</b>
			HIST B17A	4	ART B20	4
			HIST B4A	4	ENGL B1A	3
					HIST B4B	4
					HIST B17B	4
	<b>Summer Total:</b>	<b>0</b>	<b>Fall Total:</b>	<b>8</b>	<b>Spring Total:</b>	<b>15</b>
					<b>Liberty High School Section Total: 23</b>	
<b>Mira Monte High School</b>	<b>Summer Courses</b>	<b>Section Count</b>	<b>Fall Courses</b>	<b>Section Count</b>	<b>Spring Courses</b>	<b>Section Count</b>
			AGRI B49	1	SPAN B1	2
			ENGL B1A	2	AGBS B3	1
			HIST B17A	2	AGBS B6	1
			STDV B3	8	STDV B3	10
					HIST B17B	2
					ENGL B1B	2
	<b>Summer Total:</b>	<b>0</b>	<b>Fall Total:</b>	<b>13</b>	<b>Spring Total:</b>	<b>18</b>
					<b>Mira Monte High School Section Total: 31</b>	
<b>North High School</b>	<b>Summer Courses</b>	<b>Section Count</b>	<b>Fall Courses</b>	<b>Section Count</b>	<b>Spring Courses</b>	<b>Section Count</b>
			ENGL B1A	2	ENGL B1B	2
			HIST B17A	2	ART B16	2
			STDV B3	2	ART B20	4
					ART B24	1
					ORNH B36	1
					ANSC B1	2
					SPAN B1	1
					AGBS B6	1



West High School		Summer Courses		Section Count		Fall Courses		Section Count		Spring Courses		Section Count			
		ART B1	1	ENGL B1A	1	ART B26	4	HIST B20A	1	STDV B3	11	JRNL B1	1	BSAD B20	1
				PSYC B5	1	COMM B1	1	STDV B3	7	HIST B30A	1			ENGL B1A	1
						EDUC B9	1								
		<b>Summer Total:</b>	<b>1</b>	<b>Fall Total:</b>	<b>11</b>	<b>Spring Total:</b>	<b>20</b>								
												<b>West High School Section Total: 31</b>			

**Kern High School District Section Total: 548**

**McFarland Unified School District**

McFarland High School		Summer Courses		Section Count		Fall Courses		Section Count		Spring Courses		Section Count	
		COMM B1	3	ART B1	1	AGBS B3	1	HIST B30A	1	BSAD B49A	1	AGBS B6	1
		COMP B5	1	BSAD B49C	2	AGRI B1	1	POLS B1	1	BSAD B64	2	ART B1	1
				BSAD B66A	3	ART B26	2			BSAD B66A	3	ART B26	2
				COMM B9	1	BSAD B49B	1			COMM B9	1	BSAD B49B	1
				ENGL B1A	2	BSAD B49D	2			ENGL B1A	2	BSAD B49D	2
				HIST B1	2	BSAD B66B	3			HIST B1	2	BSAD B66B	3
				HIST B17A	2	BSAD B66C	3			HIST B17A	2	BSAD B66C	3
				PBHS B20	1	COMM B1	2			PBHS B20	1	COMM B1	2
				PBHS B22	1	EDUC B5	1			PBHS B22	1	EDUC B5	1
				PBHS B24	1	ELET B1A	2			PBHS B24	1	ELET B1A	2
				PSYC B1A	2	ENGL B1B	2			PSYC B1A	2	ENGL B1B	2
				SPAN B1	2	HIST B17A	1			SPAN B1	2	HIST B17A	1
				STDV B3	10	HIST B30A	1			STDV B3	10	HIST B30A	1
						HIST B2	2					HIST B2	2
						INDR B12	1					INDR B12	1
						MEDS B35	1					MEDS B35	1
						MUSC B27	2					MUSC B27	2
						PBHS B21	1					PBHS B21	1
						PBHS B23	1					PBHS B23	1
						PBHS B25	1					PBHS B25	1
						PSYC B1B	2					PSYC B1B	2
						SPAN B2	2					SPAN B2	2
						WELD B1A	2					WELD B1A	2
		<b>Summer Total:</b>	<b>6</b>	<b>Fall Total:</b>	<b>33</b>	<b>Spring Total:</b>	<b>39</b>						
												<b>McFarland High School Section Total: 72</b>	

**McFarland Unified School District Section Total: 72**

**Porterville Unified School District**

Monache High School		Summer Courses		Section Count		Fall Courses		Section Count		Spring Courses		Section Count	
						ART B26	2			ART B43	2		
		<b>Summer Total:</b>	<b>0</b>	<b>Fall Total:</b>	<b>2</b>	<b>Spring Total:</b>	<b>2</b>						
												<b>Monache High School Section Total: 4</b>	

**Porterville Unified School District Section Total: 4**

**Taft Union High School District**

Taft Union High School		Summer Courses		Section Count		Fall Courses		Section Count		Spring Courses		Section Count	
										FDSV B50	1		
										FDSV B51	1		
		<b>Summer Total:</b>	<b>0</b>	<b>Fall Total:</b>	<b>0</b>	<b>Spring Total:</b>	<b>2</b>						
												<b>Taft Union High School Section Total: 2</b>	

**Taft Union High School District Section Total: 2**

**Valley Oaks Charter Schools**

Valley Oaks Charter School		Summer Courses		Section Count		Fall Courses		Section Count		Spring Courses		Section Count	
						ENGL B1A	1			COMM B5	1		
						MUSC B27	1			TBD	1		
		<b>Summer Total:</b>	<b>0</b>	<b>Fall Total:</b>	<b>2</b>	<b>Spring Total:</b>	<b>2</b>						
												<b>Valley Oaks Charter School Section Total: 4</b>	

**Valley Oaks Charter Schools Section Total: 4**

**Wasco Union High School District**

Wasco High School		Summer Courses		Section Count		Fall Courses		Section Count		Spring Courses		Section Count	
		ART B1	1	AGBSB2	1	AGBS B6	1	COMM B1	2	AGBSB3	1	AGRI B49	1
		ENGL B1A	2	AGRIB1	2	COMP B5	2	MATH B22	1	CRIMB1	1	CRIM B12	1

MCAG B3	1	CRPSB5	1	ECON B2	1
MCAG B48WE	1	ELETB1A	2	ELET B3	2
POIS B1	1	EMTCB51	1	ENGL B1A	2
STDV B3	2	ENGLB1B	1	FIRE B1	1
WELD B1B	1	HISTB1	1	GEOL B10	1
		HISTB17A	2	HEIT B13	1
		HISTB2	2	HIST B17B	4
		MATHB22	2	HIST B2	3
		MCAGB3	1	MCAG B10	1
		MCAGB4	1	MCAG B2	1
		MEDSB37	1	MCAG B5	1
		PBHSB20	1	PBHS B21	1
		PSYCB1A	2	SOILS B1	2
		SPANB1	2	SPAN B1	2
		STDVB3	7	STDV B3	7
		WELDB53B	1		
<b>Summer Total:</b>	<b>12</b>	<b>Fall Total:</b>	<b>33</b>	<b>Spring Total:</b>	<b>35</b>
				<b>Wasco High School Section Total:</b>	<b>68</b>
				<b>Wasco Union High School District Section Total:</b>	<b>68</b>

**Wonderful College Prep Academy**

Wonderful College Prep, Delano	Summer Courses	Section Count	Fall Courses	Section Count	Spring Courses	Section Count
	AGRI B1	1	AGBSB2	2	AGBS B6	1
	ART B1	1	AGBSB3	3	ARTB1	4
	COMM B1	2	AGRIB49	2	CHDV B21	1
	ECON B2	2	ARTB1	1	COMP B5	4
	HIST B1	2	COMPB5	3	CRPS B5	2
	HIST B18	1	ENGLB1A	2	ENGL B1B	2
	STDV B3	6	GEOGB5	1	GEOL B10	2
			HISTB1	2	HIST B17B	2
			HISTB17A	2	POLS B1	2
			MATHB22	2	SOCI B1	1
			PSYCB1A	1	SOIL B1	2
			SPANB1	3	SPAN B1	2
	<b>Summer Total:</b>	<b>15</b>	<b>Fall Total:</b>	<b>24</b>	<b>Spring Total:</b>	<b>25</b>
					<b>Wonderful College Prep Academy, Delano Section Total:</b>	<b>49</b>

**Wonderful College Prep, Lost Hills**

Wonderful College Prep, Lost Hills	Summer Courses	Section Count	Fall Courses	Section Count	Spring Courses	Section Count
			COMPB5	2	TBD	2
			HISTB1	1	TBD	1
	<b>Summer Total:</b>	<b>0</b>	<b>Fall Total:</b>	<b>3</b>	<b>Spring Total:</b>	<b>3</b>
					<b>Wonderful College Prep Academy, Lost Hills Section Total:</b>	<b>6</b>
					<b>Wonderful College Prep Academy Section Total:</b>	<b>55</b>

**Private School Partners**

<b>Bakersfield Christian High School</b>	Summer Courses	Section Count	Fall Courses	Section Count	Spring Courses	Section Count
			ENGL B1A	2	COMM B1	2
			SPAN B1	3	SPAN B2	3
	<b>Summer Total:</b>	<b>0</b>	<b>Fall Total:</b>	<b>5</b>	<b>Spring Total:</b>	<b>5</b>
					<b>Bakersfield Christian High School Section Total:</b>	<b>10</b>
<b>Garces Memorial High School</b>	Summer Courses	Section Count	Fall Courses	Section Count	Spring Courses	Section Count
			ENGL B1A	2		
	<b>Summer Total:</b>	<b>0</b>	<b>Fall Total:</b>	<b>2</b>	<b>Spring Total:</b>	<b>0</b>
					<b>Garces Memorial High School Section Total:</b>	<b>2</b>
					<b>Private School Partners Total:</b>	<b>12</b>

## Appendix B: Cerro Coso Community College Dual Enrollment High School Partners

### Cerro Coso Community College Dual Enrollment Program Summary

**Number of High School Dual Enrollment Partners: 13**  
**Final Summer Dual Enrollment Section Count: 0**  
**Expected Fall Dual Enrollment Section Count: 54**  
**Expected Spring Dual Enrollment Section Count: 60**  
**Total Dual Enrollment Section Count: 114**

### Delano Joint Union High School District

<b>Cesar Chavez High School</b>	<b>Fall Courses</b>	<b>Section Count</b>	<b>Spring Courses</b>	<b>Section Count</b>
	HCRS C130	2	HCRS C132	2
	HCRS C131	2	HCRS C137	1
	HCRS C136	1	HCRS C139	1
	HCRS C138	1		
	<b>Fall Total:</b>	<b>6</b>	<b>Spring Total:</b>	<b>4</b>

**Cesar Chavez High School Section Total: 10**

<b>Delano High School</b>	<b>Fall Courses</b>	<b>Section Count</b>	<b>Spring Courses</b>	<b>Section Count</b>
	HCRS C130	1	HCRS C132	2
	HCRS C131	1	HCRS C137	1
	HCRS C136	1	HCRS C139	1
	HCRS C138	1		
	<b>Fall Total:</b>	<b>4</b>	<b>Spring Total:</b>	<b>4</b>

**Delano High School Section Total: 8**

<b>Robert F. Kennedy High School</b>	<b>Fall Courses</b>	<b>Section Count</b>	<b>Spring Courses</b>	<b>Section Count</b>
	HCRS C130	1	HCRS C132	1
	HCRS C131	1	HCRS C137	1
	HCRS C136	1	HCRS C139	1
	HCRS C138	1		
	<b>Fall Total:</b>	<b>4</b>	<b>Spring Total:</b>	<b>3</b>

**Robert F. Kennedy High School Section Total: 7**

**Delano Joint Union High School District Section Total: 25**

### Kern High School District

<b>Highland High School</b>	<b>Fall Courses</b>	<b>Section Count</b>	<b>Spring Courses</b>	<b>Section Count</b>
			FREN C101	1
	<b>Fall Total:</b>	<b>0</b>	<b>Spring Total:</b>	<b>1</b>

**Highland High School Section Total: 1**

<b>Kern Valley High School</b>	<b>Fall Courses</b>	<b>Section Count</b>	<b>Spring Courses</b>	<b>Section Count</b>
	ENGL C101	1	COLL C100	1
	COLL C100	1	DMA C102	1
	DMA C102	1	ENGL C102	1
	SPCH C101	1	ENGL 70	1
			GEO C111	1
			PHSC C101	1
	<b>Fall Total:</b>	<b>4</b>	<b>Spring Total:</b>	<b>6</b>

**Kern Valley High School Section Total: 10**

**Kern High School District Section Total: 11**

### Mammoth Unified School District

<b>Mammoth High School</b>	<b>Fall Courses</b>	<b>Section Count</b>	<b>Spring Courses</b>	<b>Section Count</b>
----------------------------	---------------------	----------------------	-----------------------	----------------------



ENGL C101	2	ENGL C070	2
HIST C104	2	HIST C103	1
		CHEM C101	1
<b>Fall Total:</b>	<b>4</b>	<b>Spring Total:</b>	<b>4</b>

**Mammoth High School Section Total: 8**

**Mammoth Unified School District Section Total: 8**

**Mojave Unified School District**

**California City High School**

<b>Fall Courses</b>	<b>Section Count</b>	<b>Spring Courses</b>	<b>Section Count</b>
BIOL C105	1	BIOL C125	1
BSAD C100	1	BSAD C110	1
ENGL C101	1	ENGL C102	1
HIST C131	1	HIST C132	1
MATH C055	3	MATH C055	2
MATH C141	1	MATH C121	1
MATH C151	1	MATH C142	1
MUSC C101	1	MUSC C118	2
SPAN C101	1	SPAN C102	1
SPCH C101	1	SPCH C101	1
		COLL C100	3
		COLL C101	1
<b>Fall Total:</b>	<b>12</b>	<b>Spring Total:</b>	<b>16</b>

**California City High School Section Total: 28**

**Mojave High School**

<b>Fall Courses</b>	<b>Section Count</b>	<b>Spring Courses</b>	<b>Section Count</b>
		WELD 102	1
<b>Fall Total:</b>	<b>0</b>	<b>Spring Total:</b>	<b>1</b>

**Mojave High School Section Total: 1**

**Mojave Unified District Section Total: 29**

**Muroc Joint Unified School District**

**Boron High School**

<b>Fall Courses</b>	<b>Section Count</b>	<b>Spring Courses</b>	<b>Section Count</b>
ENGL C070	1	ENGL C101	1
MATH C141	1	MATH C142	1
MATH C151	1	MATH C121	1
ENGL C070	1	ENGL C101	2
<b>Fall Total:</b>	<b>4</b>	<b>Spring Total:</b>	<b>5</b>

**Boron High School Section Total: 9**

**Desert High School**

<b>Fall Courses</b>	<b>Section Count</b>	<b>Spring Courses</b>	<b>Section Count</b>
ENGL C211	1	ENGL C102	1
ENGL C70	1	ENGL C101	2
SPCH C101	1		
<b>Fall Total:</b>	<b>3</b>	<b>Spring Total:</b>	<b>3</b>

**Desert High School Section Total: 6**

**Muroc Joint Unified School District Section Total: 15**

**Sierra Sands Unified School District**

**Burroughs High School**

<b>Fall Courses</b>	<b>Section Count</b>	<b>Spring Courses</b>	<b>Section Count</b>
ENGL C101	1	ENGL C102	1
ENGL C102	1	ENGL C235	1
HIST C131	1	HIST C132	1

ECON C103	1	ECON C102	1
<b>Fall Total:</b>	<b>4</b>	<b>Spring Total:</b>	<b>4</b>

**Burroughs High School Section Total: 8**

**Sierra Sands Unified School District Section Total: 8**

**Tehachapi Unified School District**

<b>Tehachapi High School</b>	<b>Fall Courses</b>	<b>Section Count</b>	<b>Spring Courses</b>	<b>Section Count</b>
	MATH C141	2	MATH C142	2
	MATH C151	1	MATH C152	1
	DMA C102	4	DMA C107	4
	ADMJ C101	1	ADMJ C105	1
	<b>Fall Total:</b>	<b>8</b>	<b>Spring Total:</b>	<b>8</b>

**Tehachapi High School Section Total: 16**

**Tehachapi Unified School District Section Total: 16**

**Trona Joint Unified School District**

<b>Trona High School</b>	<b>Fall Courses</b>	<b>Section Count</b>	<b>Spring Courses</b>	<b>Section Count</b>
	WELD C101	1	WELD C102	1
	<b>Fall Total:</b>	<b>1</b>	<b>Spring Total:</b>	<b>1</b>

**Trona High School Section Total: 2**

**Trona Joint Unified School District Section Total: 2**

## Appendix C: Porterville College Dual Enrollment High School Partners

### Porterville College Dual Enrollment Program Summary

**Number of High School Dual Enrollment Partners: 8**  
**Final Summer Dual Enrollment Section Count: 0**  
**Expected Fall Dual Enrollment Section Count: 48**  
**Expected Spring Dual Enrollment Section Count: 48**  
**Total Annual Dual Enrollment Section Count: 96**

### Burton School District

Summit Charter Collegiate Academy	Fall Courses	Section Count	Spring Courses	Section Count	
	SOCI P101	1	TBD	1	
	POLS P101	1	TBD	1	
	HIST P101	1	TBD	1	
	HIST P117	1	TBD	1	
	MUSC P111	1	TBD	1	
	<b>Fall Total:</b>	<b>5</b>	<b>Spring Total:</b>	<b>5</b>	
<b>Summit Charter Collegiate Academy Total</b>					<b>10</b>
<b>Burton School District Total</b>					<b>10</b>

### Lindsay Unified School District

Lindsay High School	Fall Courses	Section Count	Spring Courses	Section Count	
	BSAD P160	1	TBD	1	
	ECON P101	1	TBD	1	
	HIST P118	1	TBD	1	
	HLED P112	1	TBD	1	
	INFS P052	1	TBD	1	
	POLS P101	1	TBD	1	
	<b>Fall Total:</b>	<b>6</b>	<b>Spring Total:</b>	<b>6</b>	
<b>Lindsay High School Total</b>					<b>12</b>
<b>Lindsay Unified School District Total</b>					<b>12</b>

### Porterville Unified School District

Granite Hills High School	Fall Courses	Section Count	Spring Courses	Section Count	
	BIOL B110	1	TBD	1	
	ENG B101A	2	TBD	2	
	INFS P220	1	TBD	1	
	POLS P101	1	TBD	1	
	<b>Fall Total:</b>	<b>5</b>	<b>Spring Total:</b>	<b>5</b>	
<b>Granite Hills High School Total</b>					<b>10</b>
Harmony Magnet Academy	Fall Courses	Section Count	Spring Courses	Section Count	
	ENGR P110	1	TBD	1	
	MUSC P143A	1	TBD	1	
	MUSC P143B	1	TBD	1	
	MUSC P143C	1	TBD	1	
	<b>Fall Total:</b>	<b>4</b>	<b>Spring Total:</b>	<b>4</b>	
<b>Harmony Magnet Academy Total</b>					<b>8</b>
Monache High School	Fall Courses	Section Count	Spring Courses	Section Count	
	ENG P101A	2	TBD	2	
	HLED P112	1	TBD	1	
	MATH P100	1	TBD	1	

	MUSC P111	1	TBD	1
	<b>Fall Total:</b>	<b>5</b>	<b>Spring Total:</b>	<b>5</b>
	<b>Monache High School Total</b>			<b>10</b>
<b>Porterville High School</b>	<b>Fall Courses</b>	<b>Section Count</b>	<b>Spring Courses</b>	<b>Section Count</b>
	BSAD P101	1	TBD	1
	ECON P101	1	TBD	1
	ENG P101A	3	TBD	3
	HIST P117	3	TBD	3
	HLED P112	3	TBD	3
	KIN P101	2	TBD	2
	MATH P100	1	TBD	1
	POLS P101	2	TBD	2
	SPAN P101	4	TBD	4
	TBD	1	TBD	1
	<b>Fall Total:</b>	<b>21</b>	<b>Spring Total:</b>	<b>21</b>
	<b>Porterville High School Total</b>			<b>42</b>
<b>Porterville Military Academy</b>	<b>Fall Courses</b>	<b>Section Count</b>	<b>Spring Courses</b>	<b>Section Count</b>
	ENGL P101A	1	TBD	1
	<b>Fall Total:</b>	<b>1</b>	<b>Spring Total:</b>	<b>1</b>
	<b>Porterville Military Academy Total</b>			<b>2</b>
<b>Strathmore High School</b>	<b>Fall Courses</b>	<b>Section Count</b>	<b>Spring Courses</b>	<b>Section Count</b>
	HLED P112	1	TBD	1
	<b>Fall Total:</b>	<b>1</b>	<b>Spring Total:</b>	<b>1</b>
	<b>Strathmore High School Total</b>			<b>2</b>
<b>Porterville Unified School District Total</b>				<b>74</b>



