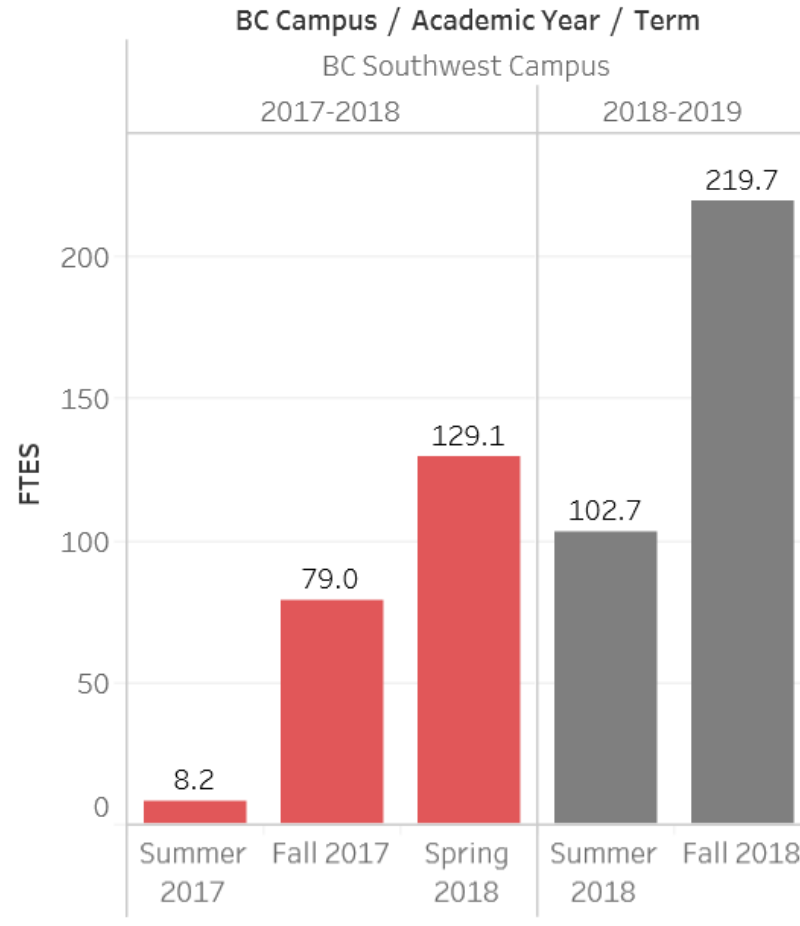




BAKERSFIELD COLLEGE | SouthWest

**BAKERSFIELD
COLLEGE | SW**

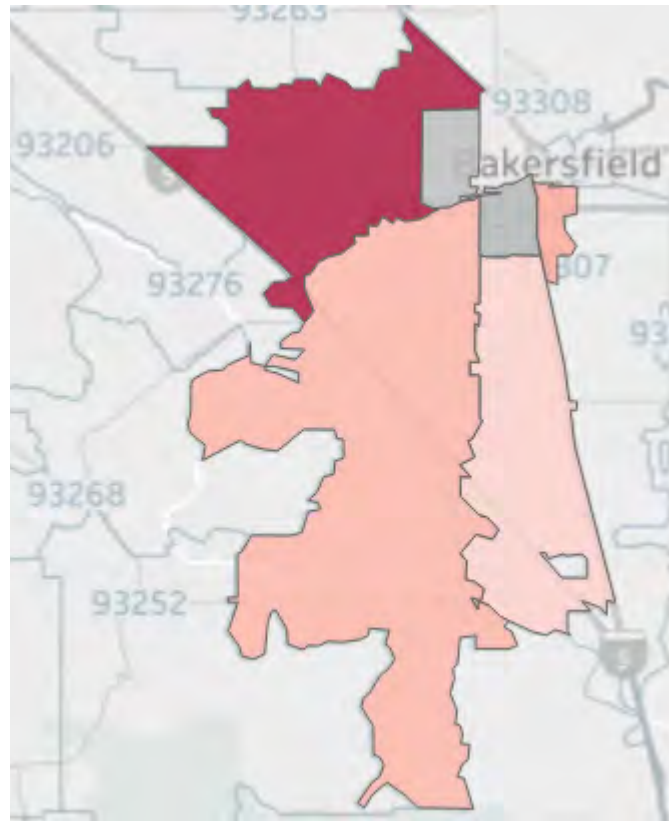
BCSW ENROLLMENT GROWTH



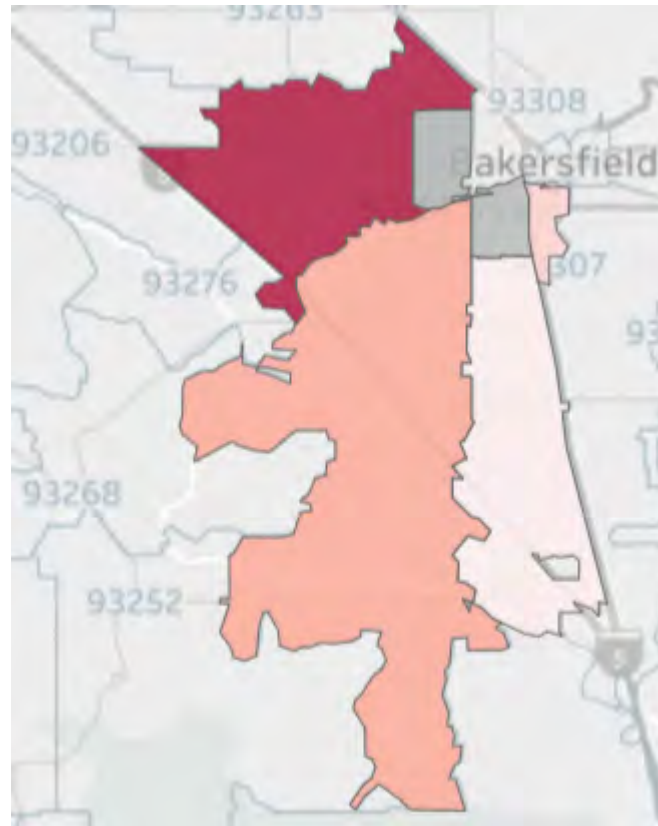
FTES by ZIP CODE

Zip Code	Academic Year (Summer, Fall, Spring)					Grand Total
	2013-14	2014-15	2015-16	2016-17	2017-18	
93304	681.87	749.47	818.02	828.96	857.89	3,936.21
93309	986.03	980.79	1,069.52	1,120.99	1,137.21	5,294.54
93311	699.98	675.39	714.19	807.76	845.60	3,742.92
93312	966.86	998.29	1,045.46	1,150.86	1,239.29	5,400.76
93313	749.23	796.45	835.39	964.08	1,061.32	4,406.47
93314	405.89	406.14	451.93	499.79	556.82	2,320.57
Grand Total	4,489.85	4,606.53	4,934.51	5,372.44	5,698.14	25,101.48

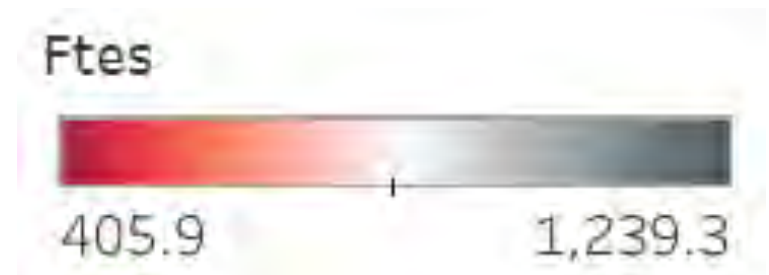
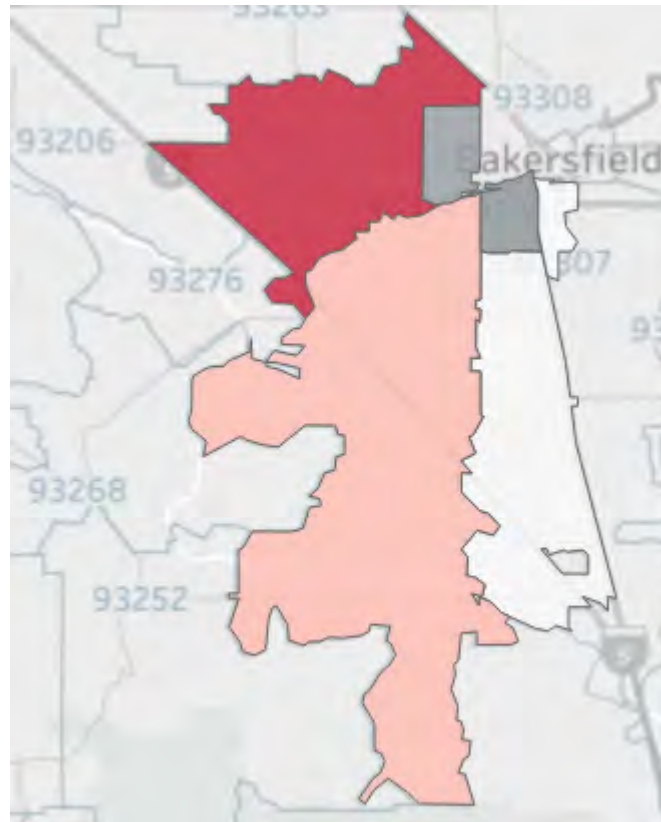
FTES by ZIP CODE 2013-14



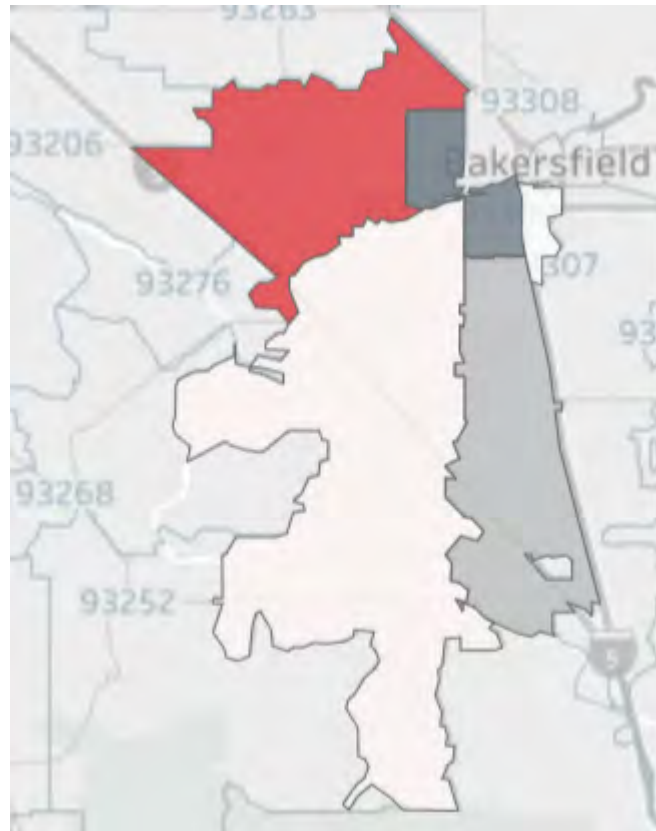
FTES by ZIP CODE 2014-15



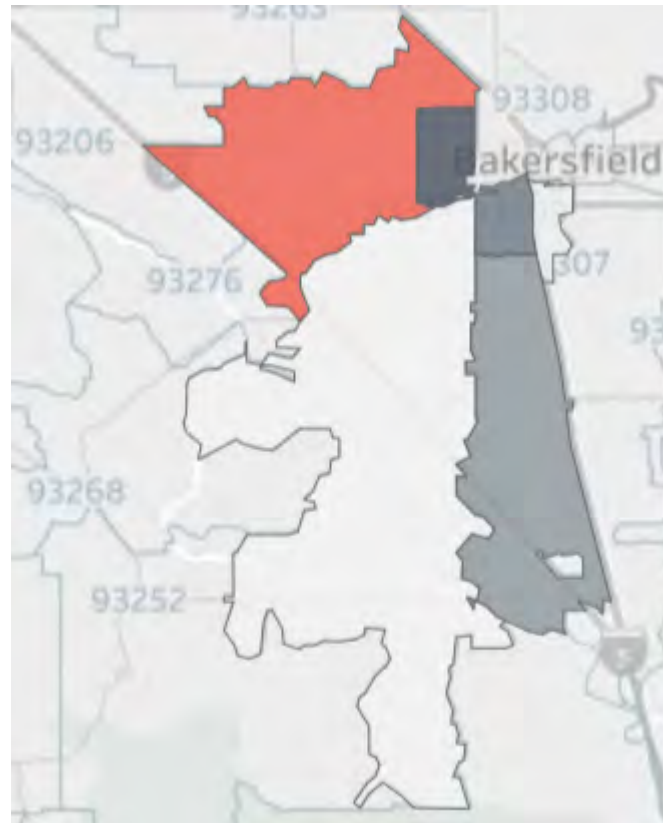
FTES by ZIP CODE 2015-16



FTES by ZIP CODE 2016-17



FTES by ZIP CODE 2017-18

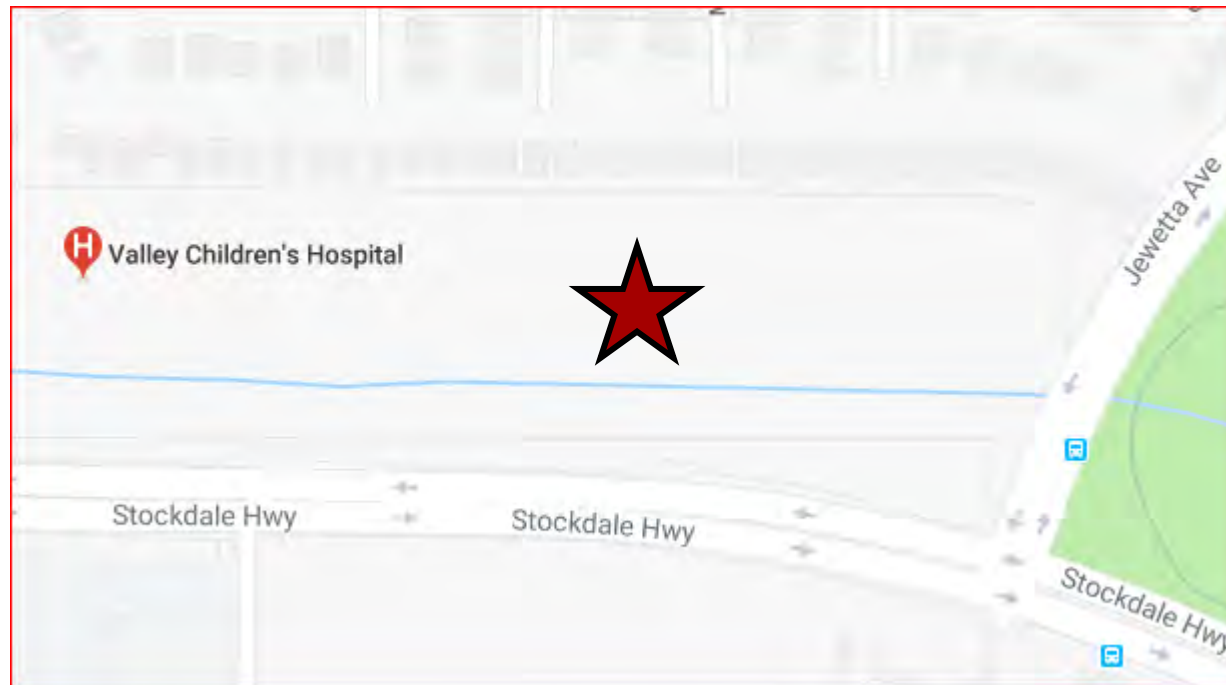


State Apportionment for Previous Three (3) Semesters

Semester	Sections	Census Enrollment	Students Per Section	FTES	State Apportionment (\$5,150/FTES)
Spring 2018	50	1,106	22	135.6	\$698,340
Summer 2018	56	1,153	21	122.9	\$632,935
Fall 2018	91	2,005	22	221.9	\$1,142,785
<i>2018 Total Apportionment</i>					\$2,474,060

Site Comparison

Site 1: Stockdale Hwy. & Jewetta Ave *(from ASU Commercial)*



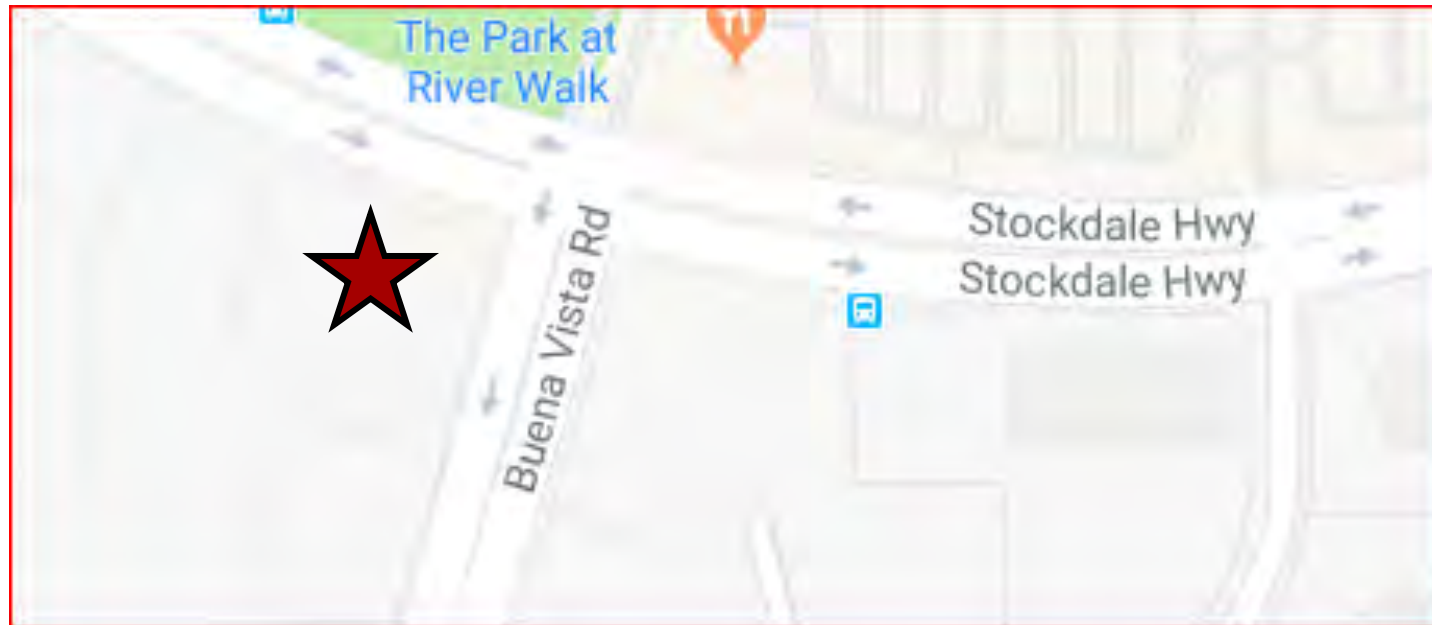
Site Comparison

Site 1: Stockdale Hwy. & Jewetta Ave *(from ASU Commercial)*

- Good location, but limited space for parking. Currently slated for retail.
- Very high lease rate.
- This property was excluded from further consideration due to anticipated costs.

Site Comparison

Site 2: Stockdale Hwy. & Buena Vista - Southwest Corner (*from ASU Commercial*)



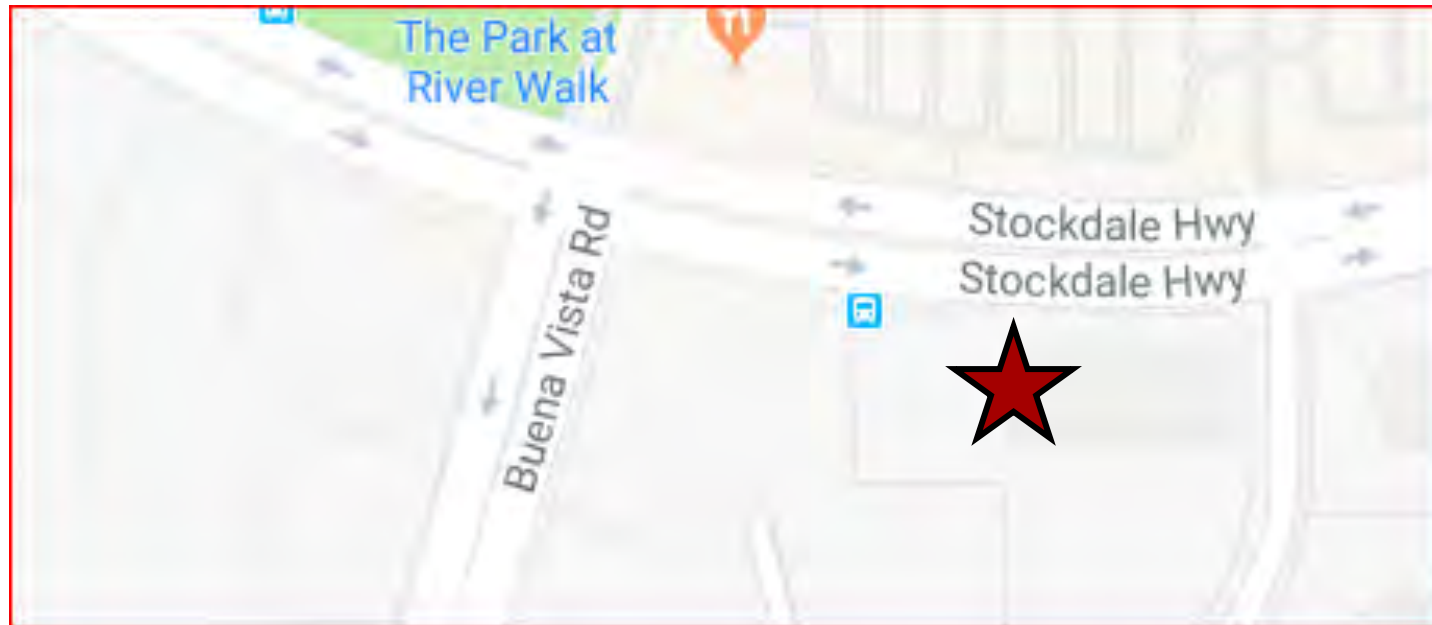
Site Comparison

Site 2: Stockdale Hwy. & Buena Vista - Southwest Corner (*from ASU Commercial*)

- Good location, but very limited square footage and parking.
- Slated to be a retail center/plaza (shared with other tenants).
- This property was excluded from further consideration.

Site Comparison

Site 3: Stockdale Hwy. & Buena Vista - Southeast Corner (*from ASU Commercial*)



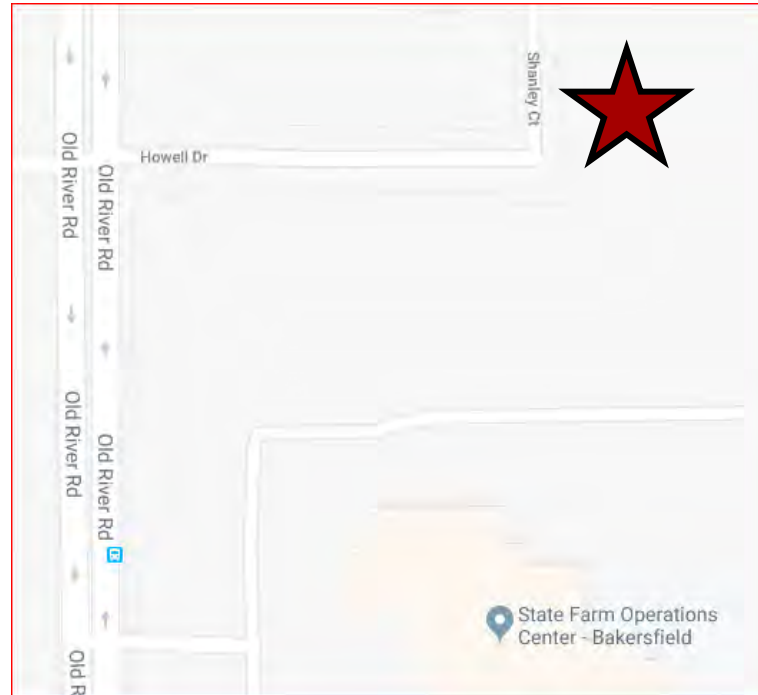
Site Comparison

Site 3: Stockdale Hwy. & Buena Vista - Southeast Corner (*from ASU Commercial*)

- Adjacent to current BC Southwest location.
- Parcel is currently not for sale by the owner (Steve Anderson), but inquiries could be made.
- The parcel is slated to be a 100,000 sf multi-story office building that included multi-level parking.
- Parking limitations will continue to be an unsolvable issue.
- This property was excluded from further consideration.

Site Comparison

Site 4: Howell & Shanley - adjacent to State Farm Bldg. (*from ASU Commercial*)



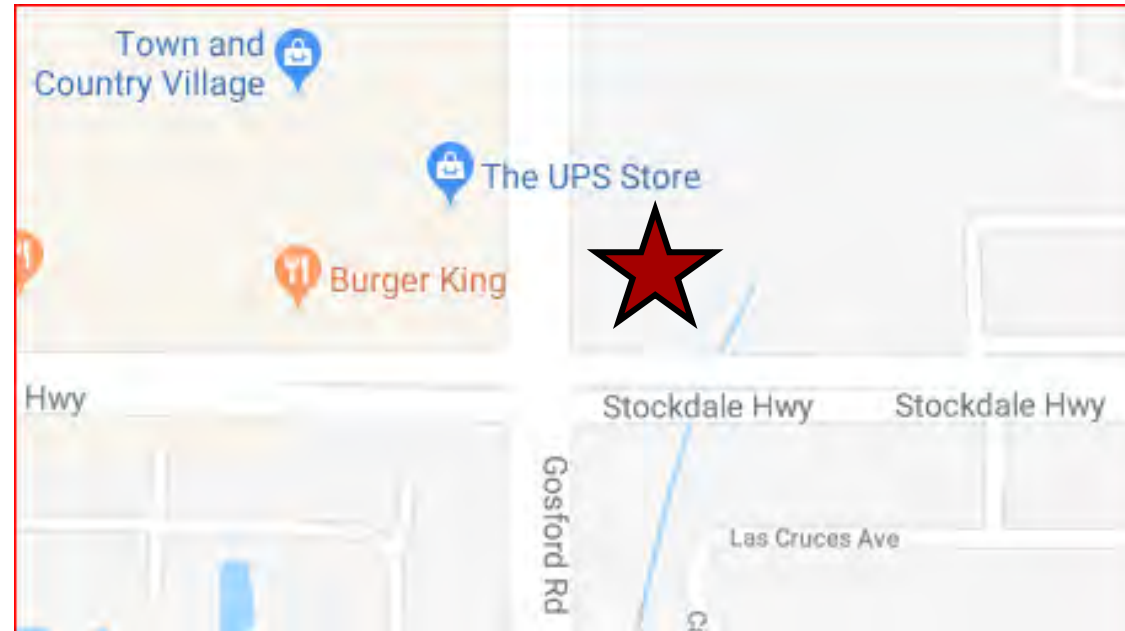
Site Comparison

Site 4: Howell & Shanley - adjacent to State Farm Bldg. (*from ASU Commercial*)

- Multiple 4+ acre parcels located behind the State Farm Building and adjacent to Mercy Southwest Hospital.
- The property is spacious (square footage and parking), but lacks visibility from major roads.
- The property is scheduled to be sold by Lone Star (the investor who owned the State Farm Building). Call for offers began on July 18.
- Proximity away from CSUB (opportunities for serving students) remains a concern.

Site Comparison

Site 5: Stockdale Hwy & Coffee Rd. - Northeast Corner (*from ASU Commercial*)



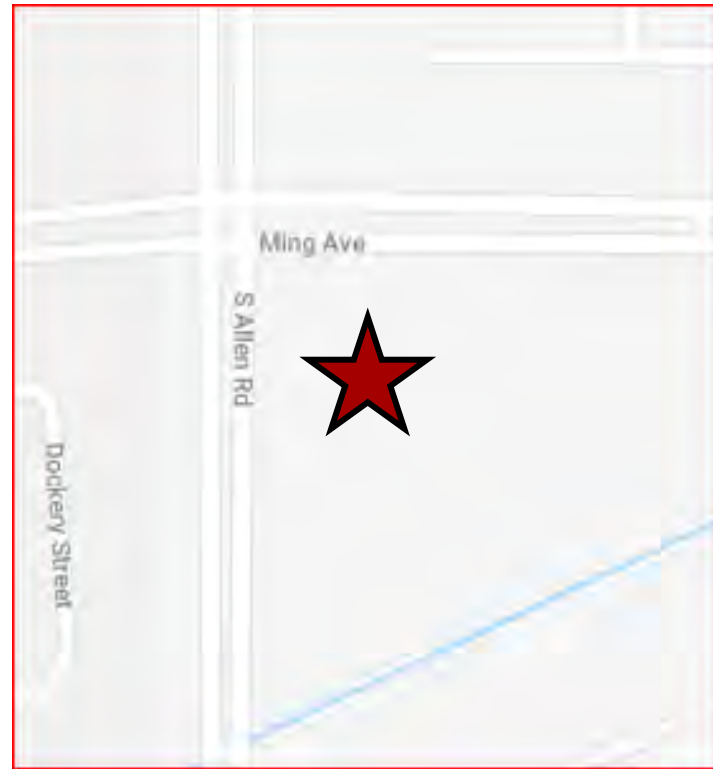
Site Comparison

Site 5: Stockdale Hwy & Coffee Rd. - Northeast Corner (*from ASU Commercial*)

- Highly-visible, high traffic location, but inadequate square footage and parking.
- Access to site is very limited due to traffic issues.
- This property was excluded from further consideration.

Site Comparison

Site 6: Ming Ave. & Allen Rd. - Southeast Corner (*from ASU Commercial*)



Site Comparison

Site 6: Ming Ave. & Allen Rd. - Southeast Corner (*from ASU Commercial*)

- Surrounded by residential property.
- 'Pie-shaped' lot, but sizeable (9.5+ acres).
- Currently owned by Bolthouse; held for future development and unlikely to sell.
- Location and proximity to services is a concern.
- This property was excluded from further consideration.

Site Comparison

Site 7: Bolthouse Dr & Buena Vista Rd - Seven Oaks Business Park
(from ASU Commercial)



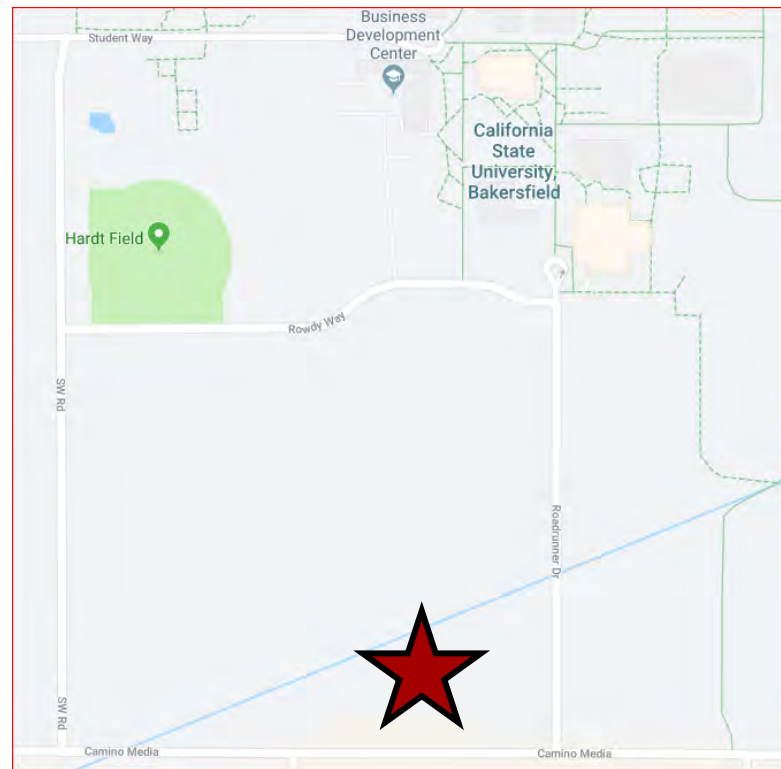
Site Comparison

Site 7: Bolthouse Dr & Buena Vista Rd - Seven Oaks Business Park *(from ASU Commercial)*

- Newly developing property.
- Ample space for square footage and parking.
- Parcels are available for sale through Bolthouse Properties.
- Proximity to CSUB continues to remain a concern, which would support student learning, success and transfer (funding model)

Site Comparison

Site 8: CSUB Campus - University Office Center (*from ASU Commercial*)



Advantages of a CSUB Collaboration

1. Location of Significant Growth (Present and Future)
2. CSU Campus Sharing and Institutional Collaboration
 - a. Increasing Transfer Rates (*Funding Model*)
 - b. Increasing Time to Completion (*Funding Model*)
 - c. Increased Lower Division Enrollment from Current CSUB Students (*Funding Model*)
 - d. Enhanced Student Success and Performance (*Funding Model*)
 - e. Enhanced Campus Experience for BC Students (*Student Success*)
 - f. Collaborative Operations (reducing single-institution costs)

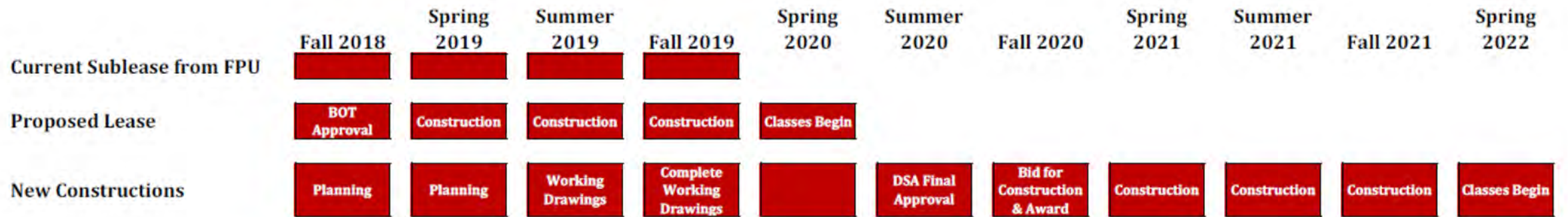
Advantages of a CSUB Collaboration

3. Leasing a new facility for occupancy by Spring 2020

Leasing vs. Buying Benefits

- No long term intent to own
- Can be built quickly and to local construction standards
- Measure J funding is fully prescribed with no funding available to build a center. The lease would allow BC to move forward with outreach center within a two year window.

Timeline Implications



Enrollment Implications

Effect on FTES

Term	BC FTES	BCSW FTES	% Growth w/ BCSW	% Growth w/o BCSW
Fall 2017	7016	79		
Fall 2018	7345	223 (est)	4.7%	1.5%

Term	Projected FTES Lost	Estimated Revenue Lost
Fall 2020	350	\$1,802,500



BAKERSFIELD COLLEGE | SouthWest